

Explorations: An Open Invitation to Biological  
Anthropology, 2nd Edition

# EXPLORATIONS: AN OPEN INVITATION TO BIOLOGICAL ANTHROPOLOGY, 2ND EDITION

BETH SHOOK, PH.D.; KATIE NELSON, PH.D.; KELSIE AGUILERA, M.A.; AND LARA BRAFF, PH.D.

American Anthropological Association  
Arlington

(CC BY-NC 4.0) Except where otherwise noted, content in *Explorations: An Open Invitation to Biological Anthropology* is licensed under a Creative Commons Attribution-Noncommercial 4.0 International license.

## APPENDIX B: PRIMATE CONSERVATION

---

Mary P. Dinsmore, Ph.D., Loyola University Chicago

Ilianna E. Anise, M.S.

Rebekah J. Ellis, M.S.

Jacob B. Kraus, Ph.D. Candidate, University of Wisconsin–Madison

Karen B. Strier, Ph.D., University of Wisconsin–Madison

*This chapter is a revision from “[Appendix B: Primate Conservation](#)” by Mary P. Dinsmore, Ilianna E. Anise, Rebekah J. Ellis, Amanda J. Hardie, Jacob B. Kraus, and Karen B. Strier. In [Explorations: An Open Invitation to Biological Anthropology, first edition](#), edited by Beth Shook, Katie Nelson, Kelsie Aguilera, and Lara Braff, which is licensed under [CC BY-NC 4.0](#).*

### Learning Objectives

- Describe the current conservation status of the world’s primates and the criteria that researchers and conservationists use to make these assessments.
- Recognize the many threats that negatively impact primate survival.
- Identify how these threats uniquely affect primates because of characteristics like slow growth rates, long interbirth intervals, strong social bonds, and cultural behavior.
- Distinguish the many ways in which primates are significant to ecological processes, our understanding of human evolution, human cultures, and local economies.
- Illustrate the ways that people, wherever they may live, can work to protect primates.

We are field primatologists interested in understanding nonhuman primates (henceforth, simply “primates”) in their natural environments and in contributing to their conservation. Our research has focused on a diversity of primate species that occur in a wide range of habitats throughout the tropics; however, these species and their habitats are subject to many similar threats. As human populations continue to grow (Figure B.1), primates are being pushed out of their natural home ranges and forced to occupy increasingly smaller and more isolated patches of land. Humans and primates are sharing more spaces with one another, making it easier for primates to be hunted or captured and for diseases to spread from humans to primates (and vice versa). Even when primates are not directly threatened by human activities, human-induced climate change is altering local ecosystems at an alarming rate. Local political instability exacerbates all of these problems. Our research has caused us to think about these issues on a daily basis, both in the field and at home. Understanding how these threats affect the primates we have studied is a very important part of what we do. Ultimately, the research of field primatologists is important for documenting the status of wild primate populations and for understanding how primates respond to these threats in order to gain insight into efforts that can help improve their chances of survival in an uncertain future.

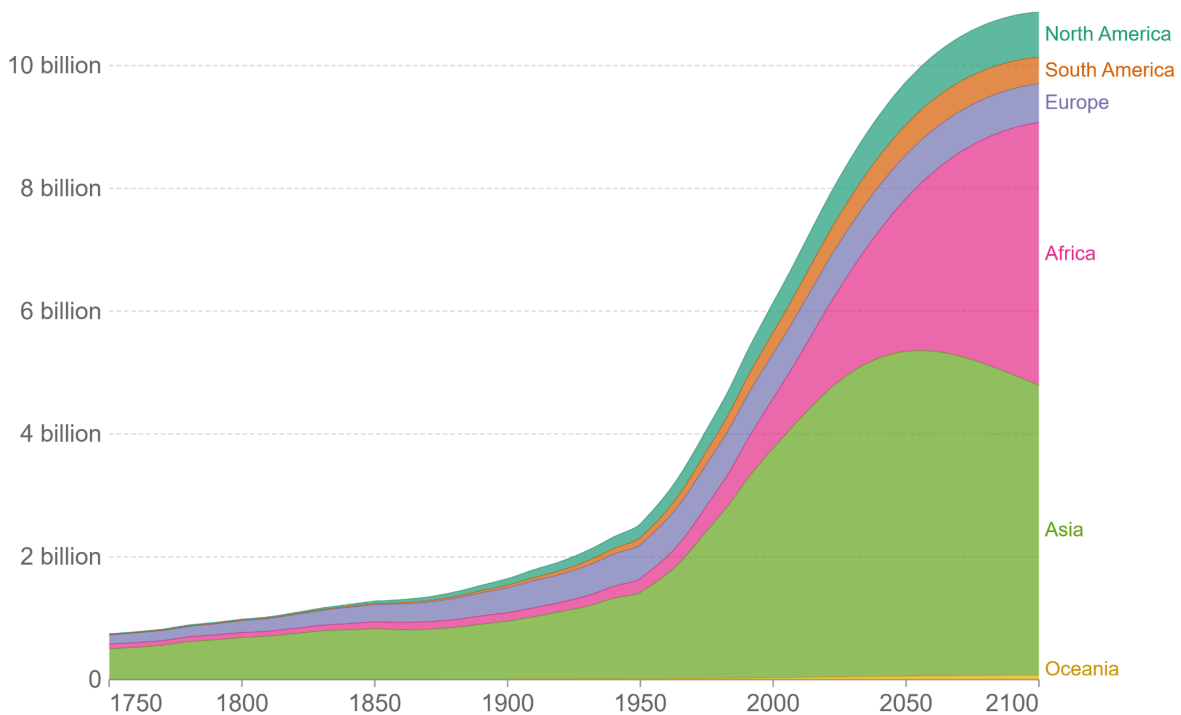


Figure B1: Caption: World population growth by region. Global populations are projected to approach 11 billion people by 2100 (UN Population Division 2019). Credit: [World population by region](#) by [Our World in Data](#) [Source Gapminder (v6), HYDE (v3.2) & UN (2019)] accessed June 6, 2022 is used under a [CC BY 4.0 License](#). [\[Image Description\]](#).

This appendix begins with a review of the current status of primates and the criteria used in these assessments. We then describe the major threats to primates, explain why primates are important, and consider what can be done to improve their chances of survival. We conclude with a brief consideration of the future for primates.

## Current Conservation Status of Nonhuman Primates

### Diversity of Primates

The order Primates is one of the most diverse groups of mammals on the planet, with over 528 species in 81 different genera currently recognized (IUCN SSC Primate Specialist Group 2022). In the last few decades new genera, species, and subspecies of primates have been recognized—sometimes as a result of new discoveries and new data but also because of revisions to taxonomic classification systems based on different species concepts (Groves 2014; Lynch Alfaro et al. 2012; Rylands and Mittermeier 2014).

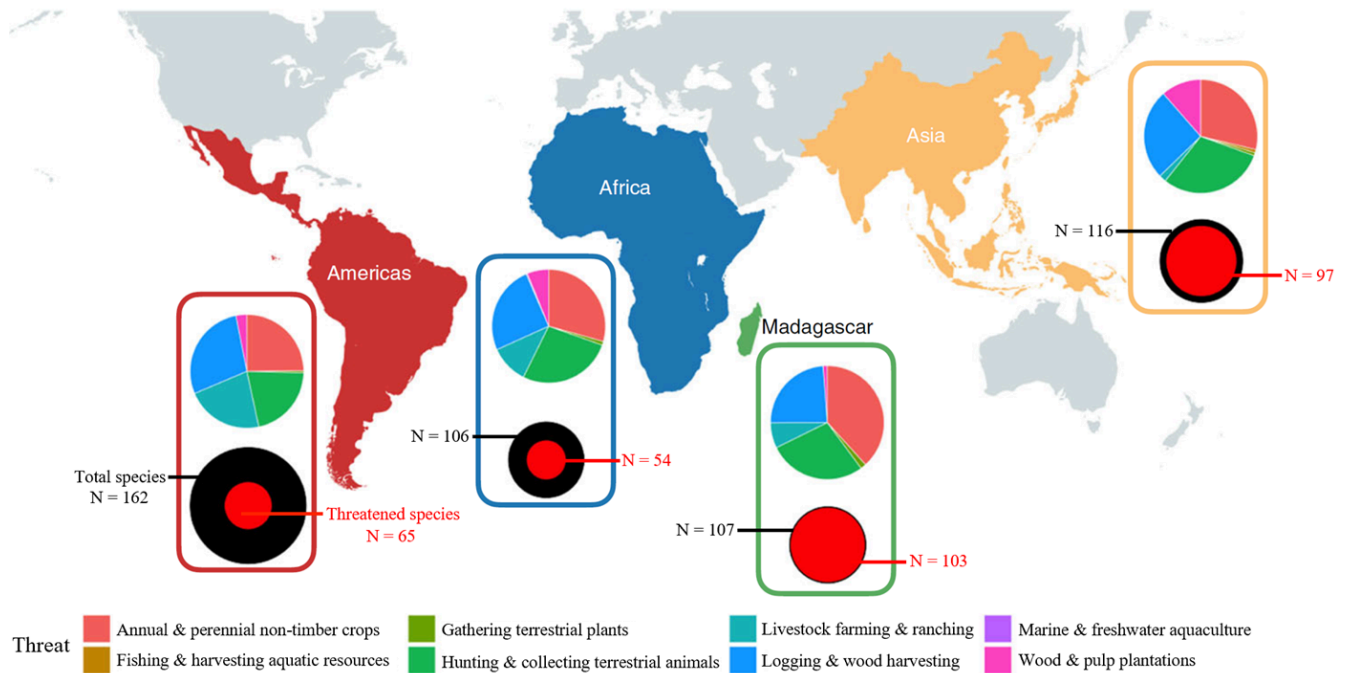


Figure B.2: Global distribution of primates and their main threats within the four major primate regions. For each region, the top circle represents the proportion of species impacted by specific threat types; the bottom circle represents the total number of species (in black) and threatened species (in red). Credit: Main threats and conservation status within each of the four primate regions based on IUCN data (Figure 2) by Fernández et al. (2022) is used with permission under a [CC BY 4.0 License](https://creativecommons.org/licenses/by/4.0/). [Image Description].



Figure B.3: Mountain gorilla (*Gorilla beringei beringei*) in Bwindi Impenetrable National Park, Uganda. This endangered species has suffered tremendously due to habitat destruction, poaching, political unrest, and war (Kalpers et al. 2003). Credit: [Mountain Gorilla Bwindi](https://www.flickr.com/photos/rodwaddington/) by Rod Waddington is used under a [CC BY-SA 2.0 License](https://creativecommons.org/licenses/by-sa/2.0/).

Wild primates occur in 90 countries around the world, but two-thirds of all species are found in only four countries: Brazil, Madagascar, Democratic Republic of Congo, and Indonesia (Estrada et al. 2017; Estrada et al. 2018). An estimated 66% of primate species are threatened with extinction (Fernández et al. 2022; Figure B.2). Yet despite this discouraging statistic, there are a growing number of populations recovering as a result of research and conservation efforts. For example, the population of mountain gorillas (Figure B.3) initially studied by Dian Fossey in Rwanda in 1967 has grown from 250 gorillas in 1981 to 339 in 2008. The increase is a result of ongoing research and conservation efforts that include highly controlled ecotourism (Robbins et al. 2011). Similarly, one population of northern muriqui monkeys (Figure B.4)—which inhabits a small, privately owned forest fragment in southeastern Brazil’s Atlantic Forest—increased from about 50 individuals to nearly 350 individuals as a result of increased habitat protection over the course of the [Muriqui Project of Caratinga](https://www.muriqui.org/), a long-term field study initiated nearly 40 years ago by one of the authors of this appendix (Strier and Mendes 2012). Although the population has declined by about  $\frac{1}{3}$  in the past five years, it is still 4–5 times larger than it was 40 years ago (Strier 2021a).



Figure B.4: A female northern muriqui (*Brachyteles hypoxanthus*) with infant at the Feliciano Miguel Abdala Private Natural Heritage Reserve near Caratinga, Minas Gerais, Brazil. Credit: A female northern muriqui (*Brachyteles hypoxanthus*) with infant at the Feliciano Miguel Abdala Private Natural Heritage Reserve outside of Caratinga, Brazil by A.J. Hardie, courtesy of [Projeto Muriqui de Caratinga](#), is used by permission and available here under a [CC BY-NC 4.0 License](#).

## International Union for the Conservation of Nature (IUCN)

In conservation, it is crucial to have a global standard to assess and recognize the conservation status of species. The International Union for the Conservation of Nature (IUCN) formed the Red List for Threatened Species in 1994 to determine species extinction risks (IUCN 2022). Scientists submit assessments of species to the IUCN, which are subsequently categorized based on the size and distribution of species' numbers and available habitat. The categories range from "data deficient," when not enough is known, to "least concern," "near threatened," "vulnerable," "endangered," "critically endangered," "extinct in the wild," and "extinct." Threatened species are classified as "vulnerable," "endangered," or "critically endangered," with the most critically endangered species being those whose numbers are fewer than 250 mature individuals and continuing to decline or whose habitats are severely fragmented (Figure B.5; IUCN 2022).

**Critically Endangered (CR):** Facing an extremely high risk of extinction in the wild due to any of the following:

- Reduction in population size of 80%–90% over the last ten years or three generations, depending on the causes and reversibility of the reductions;
- Extent of occurrence <100 km<sup>2</sup> or area of occupancy <10 km<sup>2</sup> or both;
- Population size estimated to number fewer than 250 mature individuals and to be declining or unevenly distributed;
- Population size estimated to number fewer than 50 mature individuals;
- Probability of extinction within ten years or three generations is at least 50%.

**Endangered (EN):** Facing a very high risk of extinction in the wild due to any of the following:

- Reduction in population size of 50%–70% over the last ten years or three generations, depending on the causes and reversibility of the reductions;

- Extent of occurrence <math><5000\text{ km}^2</math> or area of occupancy <math><500\text{ km}^2</math> or both;
- Population size estimated to number fewer than 2,500 mature individuals and to be declining or unevenly distributed;
- Population size estimated to number fewer than 250 mature individuals;
- Probability of extinction within 20 years or five generations is at least 20%.

**Vulnerable (VU):** Facing a high risk of extinction in the wild due to any of the following:

- Reduction in population size of 30%–50% over the last ten years or three generations, depending on the causes and reversibility of the reductions;
- Extent of occurrence <math><20,000\text{ km}^2</math> or area of occupancy <math><2000\text{ km}^2</math> or both;
- Population size estimated to number fewer than 10,000 mature individuals and to be declining or unevenly distributed;
- Population size estimated to number fewer than 1,000 mature individuals;
- Probability of extinction within 100 years is at least 10%.

Figure B.5: International Union for Conservation of Nature (IUCN) Criteria for Threatened Taxa. Credit: International Union for Conservation of Nature (IUCN) Criteria for Threatened Taxa by Mary P. Dinsmore et al., updated from Strier 2011, with data simplified and condensed from IUCN Species Survival Commission (2012), is under a [CC BY-NC 4.0 License](#).

The IUCN has a committee specifically dedicated to primates, the IUCN Species Survival Commission (SSC) Primate Specialist Group. This group collaborates with the International Primatological Society (IPS), Conservation International (CI), and the Bristol Zoological Society (BZS) every two years to publish “Primates in Peril: The World’s 25 Most Endangered Primates.” These lists are created at IPS open meetings and are intended to focus attention on all endangered primates by highlighting the plights of some of the most critically endangered (Mittermeier et al. 2022).

## Identifying Priorities in Primate Conservation

It is important to consider extinction risk in making conservation decisions, thus the IUCN Red list and the “Primates in Peril” reports are factors in deciding how to allocate resources and funding. Some primate species are found only in biodiversity hot spots or in areas that contain high levels of species diversity and include primates that are endemic to the area and genetically unique (Sechrest et al. 2002). Hot spots are often considered conservation priorities because protecting these areas can result in the protection of large numbers of species. In addition, some conservation organizations focus on highly charismatic primate species (e.g., primates that are large, closely related to humans, or well-known from zoos) to garner attention and resources for conservation (Figure B.6). However, dramatic declines of charismatic species indicate that charisma is not enough (Estrada et al. 2017). In making conservation decisions, primatologists may also consider the importance of genetically unique primates—such as the aye-aye (*Daubentonia madagascariensis*), the last remaining species within its genus—in order to preserve evolutionary history (Strier 2011a).



Figure B.6: A male Bornean orangutan (*Pongo pygmaeus*). This species’s large size and close genetic relatedness to humans make them appealing to the public, such that they are categorized as a “charismatic species.” Credit: [Bornean Orangutan Wide Face](#) by [Eric Kilby](#) is used under a [CC BY-SA 2.0 License](#).



## Threats to Primates

### Hunting, Poaching, and Wildlife Trade

Hunting represents one of the most critical threats to primates (Figure B.7). Bushmeat, which is the meat of wild animals, has historically been a staple diet in many societies. However, human population growth and economic development have increased the commercialization of bushmeat hunting (Estrada et al. 2017). The availability and use of shotguns has also dramatically increased the quantity of carcasses that hunters capture (Cronin et al. 2015). A study in the Ivory Coast indicated that primates are preferentially targeted for bushmeat hunting by economically reliant hunters, as primate meat is more likely to be sold in markets compared to smaller species (such as rodents), possibly due to its demand as a luxury product for those in nearby urban environments (Bachman et al. 2020). In one market on the Liberia/Ivory Coast border, Ryan Covey and Scott McGraw (2014) estimated that the carcasses of nearly 9,500 primates (from at least nine different species) were sold per year, resulting in an almost 3% annual reduction in the local primate population.



Figure B.7: A female gelada (*Theropithecus gelada*) with a snare around its neck in central Ethiopia. Many rural hunters rely on snare traps, which are easier to construct and more affordable than firearms and can be equally lethal (Noss 1998; Tumusiime et al. 2010). Credit: A female gelada (*Theropithecus gelada*) with a snare around its neck in central Ethiopia by Kadie Callingham is used by permission and available here under a [CC BY-NC 4.0 License](https://creativecommons.org/licenses/by-nc/4.0/).

Not all primates are hunted specifically for food. Biomedical researchers use primates as models for understanding human biology and as test subjects for the development of vaccines, drugs, and hormones (Conaway 2011). Many of these experiments require large numbers of primates; therefore biomedical facilities often require a continuous supply of primates. Between 2007 and 2008, a single biomedical laboratory purchased roughly 4,000 nocturnal monkeys for over 100,000 USD through a network of 43 traders across Brazil, Colombia, and Peru (Maldonado, Nijman, and Bearder 2009). Although the use of apes in biomedical research has been severely reduced and/or banned in many countries, such as Austria, New Zealand, the United Kingdom, and the United States (Aguilera, Perez Gomez, and DeGrazia 2021), the use of other primates to study disease transmission, incubation, vaccine effectiveness, and similar topics is still ongoing and has recently been widespread in studying SARS-CoV-2 (Corbett et al. 2020; Lu et al. 2020; Stammes et al. 2021).

Aside from biomedical research, captured primates are both legally and illegally sold to pet owners, zoos, tourist centers, and circuses. In Peru, it is estimated that, as recently as 2015, hundreds of thousands of

primates are illegally traded every year, comparable to levels of trade prior to a 1973 national ban on primate exportation (Shanee, Mendoza, and Shanee 2017). Once captured, primates may spend over a week in transit from a rural village to a coastal market. To make the transportation of primates more manageable, common trafficking strategies include sedation, asphyxiation, electrocution, and the removal of teeth. As these conditions severely affect the health of the trafficked primates, many perish during the journey while others die within the hands of authorities. Out of the 77 greater slow lorises (*Nycticebus coucang*) confiscated from a single wildlife trader in Indonesia, 22 died from either trauma or from the severity of their wounds (Fuller et al. 2018). Even when primates are successfully confiscated from wildlife traders, authorities sometimes resell or gift these animals to friends and family (Shanee, Mendoza, and Shanee 2017).

A growing concern of primate conservationists is the use of social media to convey harmful images of primates. People posting on social media sites, such as Instagram, TikTok, Facebook, and YouTube, who show videos and photos of primates dressed in human clothing, tourists engaging with primates while traveling, and “funny” or “cute” photos of primates as pets, may not realize the negative impact their posts can have. The sharing of this content, coupled with comments expressing the desire to own the subject as a pet, can motivate further harvesting of these species from the wild (Clarke et al. 2019; Norconk et al. 2019). After a video depicting a pygmy slow loris (*Nycticebus pygmaeus*) being “tickled” went viral in 2009, and another depicting a slow loris eating rice went viral in 2012, international confiscations of slow lorises increased (Nekaris et al. 2013).

To help curb illegal trafficking of animals, the Convention on International Trade in Endangered Species of Wild Fauna and Flora (CITES) was

established in 1973 and ratified in 1975. Under this treaty, the 183 participating countries work together to both regulate the international trade of wildlife and to prevent the overexploitation of wild populations. While only some primates are listed as endangered or threatened under the Endangered Species Act (ESA), all primates are listed under CITES. According to the CITES database, more than 450,000 live primates were traded over the past 15 years (CITES n.d.). However, as the CITES database only includes information formally reported by each country, the real number of primates involved is likely to be much higher.

## Disease

Disease has become a critical threat to human and nonhuman primates alike (Nunn and Altizer 2006). Shifting temperatures, unpredictable precipitation, crowding in fragmented habitats, and more frequent human contact can contribute to increased disease transmission among primates (Nunn and Gillespie 2016). Mosquito populations often thrive in this environment and are vectors of diseases that affect both humans and primates, such as Zika virus, yellow fever, and malaria (Lafferty 2009). Disease outbreaks have the potential to severely reduce primate populations. In 2016 and 2017, a large yellow fever outbreak devastated several populations of the brown howler monkeys (*Alouatta guariba*) and other species in the Atlantic forest of Brazil (Fernandes et al. 2017; Strier et al. 2017; Possamai et al. 2022). Ebola outbreaks have similarly diminished populations of African apes; in 2003 and 2004, an outbreak killed up to 5,000 endangered western gorillas (*Gorilla gorilla*; Bermejo et al. 2006) and severely reduced populations of chimpanzees (*Pan troglodytes*; Leroy et al. 2004) in Gabon and the Republic of Congo.

Human encroachment into primate habitats as a result of agricultural expansion, resource extraction, or even through irresponsible ecotourism or research practices can introduce novel pathogens into both human and primate populations (Strier 2017). Due to our close shared lineage, many diseases are communicable between humans and primates, such as Ebola, HIV, tuberculosis, herpes, and other common ailments. Close contact and primate handling are often the most direct ways in which these diseases are transmitted. However, poor hygiene practices, improper waste disposal, and primate provisioning (e.g. providing food resources to primates) contribute to disease susceptibility in primates (Wallis and Lee 1999). For example, two groups of olive baboons (*Papio cynocephalus anubis*) living in the Masai Mara Game Reserve in Kenya contracted tuberculosis from foraging at contaminated garbage dumps near the tourist lodge (Tarara et al. 1985). Recently with the proliferation of social media, tourists are coming into close contact with charismatic primate species, such as orangutans, in an effort to capture engaging photographs. Such close contact with varied populations is yet another driver for possible increased disease transmission (Molyneux et al. 2021). Transmission of diseases through increased human contact can have devastating effects on primate populations that have not built any resistance (Laurance 2015).

## Habitat Loss, Fragmentation, and Degradation



Figure B.8: Cattle graze in a newly formed papaya plantation, which was once forested land in Montagne des Français, Madagascar. Credit: Cattle graze in papaya plantation, once forested land, in Montagne des Français, Madagascar by Mary P. Dinsmore is under a [CC BY-NC 4.0 License](https://creativecommons.org/licenses/by-nc/4.0/).

The geographic distribution of many primate species has been severely limited by habitat loss. A recent analysis showed human demands for biological resources threaten 81% of primate species, followed by demands for agricultural land (80%) and residential and commercial development (32%; see Fernández et al. 2022). Habitat loss is not new and has affected the distribution of some primate species, including golden snub-nosed monkeys (*Rhinopithecus roxellana*), for thousands of years (Wang et al. 2014). However, our ever-growing need for food, water, and other natural resources has drastically decreased primate habitats globally (Figure B.8). From 2000 to 2013, roughly 220,000 km<sup>2</sup> of tropical forest have been completely deforested in the Brazilian Amazon alone (Tyukavina et al. 2017). Since the start of oil palm development in Indonesia's Ketapang District in 1994, over 65% of habitats without government protection have been allocated to the oil palm industry (Carlson et al. 2012). Habitat loss can lead to increased human-primate conflict. After a 2004 tsunami destroyed large areas of natural habitat on India's Nicobar Islands, local farmers witnessed increased crop raiding by long-tailed macaques (*Macaca fascicularis*;

Velankar et al. 2016). In Saudi Arabia, expanding cities and improper waste disposal practices contributed to the formation of unusually large urban troops of Hamadryas baboons (*Papio hamadryas*) that are less fearful of humans than troops surveyed in rural areas (Biquand et al. 1994). Even within protected areas, primate habitats are rapidly declining. In South Asia, 36% of surveyed protected areas had more than half of their habitat modified for human use, many of which experienced near-total habitat transformation (Clark et al. 2013). In a protected area in northern Madagascar that houses the last remaining population of the critically endangered Northern sportive lemur (*Lepilemur septentrionalis*), forest cover was reduced from 76% to 24% in a 60-year time frame (Dinsmore et al. 2021a).

Habitat fragmentation compounds the effects of habitat loss. Whereas habitat loss reduces the total area in which primates can survive, habitat fragmentation divides large, contiguous primate habitats into smaller isolated patches (Figure B.9). The construction of road networks cutting through savannas, forests, and other primate habitats is a key driver of this fragmentation. Within the next half-century, over 25,000,000 km of new roads are expected to be built, many of which will be located in developing nations through primate habitats (Laurance et al. 2014). By fragmenting habitats, it becomes increasingly challenging for primates (particularly arboreal primates) to disperse between isolated habitat patches. While only 0.1% of black-and-white snub-nosed monkey (*Rhinopithecus bieti*) habitat was lost to the construction of China National Highway 214, movement between habitat patches on either side of the highway was reduced by over 20% (Clauzel et al. 2015). In the long run, habitat fragmentation can force primate populations into genetic bottlenecks, which occur when populations become so small that genetic diversity in them is severely reduced. In the forest fragments of Manaus, Brazil, groups of pied tamarins (*Saguinus bicolor*) that historically formed one biological population were found to harbor only a subset of the genetic diversity previously exhibited in the region (Farias et al. 2015). Furthermore, primates living in fragments with scarce resources experience elevated levels of stress, which can also have long-term consequences on the health of individuals and populations (Rimbach et al. 2014).



Figure B.9: Forest cleared for cattle ranching in the province of Manabí, Ecuador. Cattle ranching is currently the main driver of deforestation in South American countries (Steinweg et al. 2016). Credit: Forest cleared for cattle ranching in the province of Manabí, Ecuador, by Irene Duch-Latorre, courtesy of [Proyecto Washu](#), is used by permission and available here under a [CC BY-NC 4.0 License](#).



Figure B.10: An industrial-sized truck leaves the Montagne des Français region in Madagascar, with dozens of bags of charcoal in tow to be delivered to a nearby town. Much of sub-Saharan Africa still relies on fuelwoods as a main source of energy for cooking and heating, acting as strong drivers of forest degradation (Hosonuma et al. 2012). Credit: An industrial-sized truck with charcoal leaves Montagne des Français region, Madagascar, by Mary P. Dinsmore is under a [CC BY-NC 4.0 License](#).

Aside from habitat loss, other drivers of habitat degradation may affect primate populations. For example, streams can carry toxic chemicals used for agriculture into local habitats where they are either directly or indirectly consumed by primates. In Uganda, chimpanzees (*Pan troglodytes*) living within the Sebitoli Forest have been spotted with facial and limb deformities that are suspected of being related to their exposure to pesticides and herbicides used by local tea farmers (Krief et al. 2017). Additionally, invasive species that outcompete native species and alter habitats can affect primate behaviors. In Madagascar, southern bamboo lemurs (*Hapalemur meridionalis*) spent less time feeding in forests dominated by invasive *Melaleuca* trees (*Melaleuca quinquenervia*) than in forests without these trees (Eppley et al. 2015). Lastly, fuelwood and charcoal are still widely used throughout sub-Saharan Africa to produce heat and energy for cooking. Heavy reliance on these resources can result in degradation of primate habitat, fragmentation, and overall forest loss (Figure B.10).

## Climate Change

The ramifications of climate change, many of which are just beginning to be documented, can be unpredictable and cause a range of consequences for biodiversity, compounding preexisting threats facing primates, as each decade is warmer than the last (IPCC 2022). On a large scale, the deleterious effects of climate change can make primates' current environments inhospitable. Additionally, climate change alters the flowering and fruiting seasons of many plants, requiring dietary flexibility from the organisms that rely on their production (Anderson et al. 2012). Many primates are not capable of this adjustment and would need to shift their habitat range to cope. Arboreal primates have already been observed to shift the utilization of their habitats due to climate change, especially by spending more time on the ground (Eppley et al. 2022). Unfortunately, habitat loss and fragmentation make these range shifts impossible for many species without human assistance in the form of translocations. Compounding this, primates have relatively slow life-histories, often producing only one offspring at a time, and their extended juvenile period results in minimal evolutionary adaptation to change (Campos et al. 2017; Bernard and Marshall 2020). Primates are projected to have some of the most restricted ranges due to climate change (Schloss, Nuñez, and Lawler 2012), forcing them to utilize a variety of possible, nonpreferred habitats.



Figure B. 12: A northern sportive lemur (*Lepilemur septentrionalis*), a Critically Endangered species, rests in a tree at Montagne des Français, Madagascar. Credit: A northern sportive lemur (*Lepilemur septentrionalis*), Montagne des Français, Madagascar, by Mary P. Dinsmore is under a [CC BY-NC 4.0 License](#).

causing the direct death of individuals in an already-small population, reducing overall population totals and genetic diversity (Dinsmore et al. 2021b). Species that are not threatened or that have large, intact ranges are not likely to be greatly affected by localized climatic conditions, but they may nonetheless experience local devastation and even extinction (Strier 2017).



Figure B.11: An old-growth tree is uprooted after Cyclone Enawo made landfall in northeast Madagascar in March 2017. Hurricanes and cyclones may become stronger with global climate change and often alter ecosystems in ways that negatively affect primates in these regions (Dinsmore, Strier, and Louis 2018). Credit: Old-growth tree uprooted after Cyclone Enawo, Madagascar, by Mary P. Dinsmore is under a [CC BY-NC 4.0 License](#).

Rapidly changing climate also causes other extreme weather events in primate

areas. Due to climate change, hurricanes and cyclones are increasing in severity. On a small or local scale, these stochastic environmental events are more fine-tuned and the severity can differ depending on the primate species, which can directly impact populations or their habitats (Figure B.11). For example, spider monkeys (*Ateles geoffroyi yucatanensis*) were not severely affected after two hurricanes hit Mexico but still exhibited behavioral plasticity by spending more time resting, feeding on leaves, and gathering in smaller subgroups than they did before the hurricanes (Schaffner et al. 2012). Some species, such as the critically endangered northern sportive lemur (*Lepilemur septentrionalis*), which has an estimated population of ~87 individuals, exhibited behavioral plasticity after a Category 4 cyclone (Figure B.12; Bailey et al. 2020; Dinsmore et al. 2021b). However, stochastic weather events can still severely impact the species by

## Dig Deeper: The COVID-19 Pandemic

Severe acute respiratory syndrome coronavirus 2 (SARS-CoV-2), the virus that causes COVID-19, was first recorded in December of 2019 and has infected millions of people since then. Although humans have been the primary focus during this global pandemic, other animals, such as minks, cats, fruit bats, and nonhuman primates can also be infected (Oude Munnink et al. 2021). Human-to-animal transmission of diseases like COVID-19 is a process most commonly known as “zooanthroponosis” or “reverse zoonosis” (Messenger, Barnes, and Gray 2014). For example, in January 2021, western lowland gorillas at the San Diego Zoo in California were confirmed to have contracted SARS-CoV-2 (USDA 2021).

Apart from the direct risks that respiratory viruses bring to nonhuman primates, the COVID-19 pandemic also brought economic crisis and limited human presence in conservation areas. The reduction in human mobility due to the pandemic is being referred to as “anthropause”—a term coined to represent the temporary diminishment of the human footprint. However, this reduction in movement halted conservation action on the ground, potentially increasing poaching and the wildlife trade by people who rely more heavily on natural resources due to global market stress (Rutz et al. 2020). Given the interactions among the multiple consequences of the COVID-19 pandemic, many scientists fear that increased poaching pressure could push some primates, especially the great apes, closer to extinction (Casal and Singer 2021).

## Dig Deeper: Extinction Vortex

The many threats facing primates that we have listed here are interrelated: as they interact with one another, they create what is known as an *extinction vortex* (Figure B.13; Gilpin and Soulé 1986). Habitat fragmentation and loss, hunting, climate change, and disease compound to reduce primate populations at a greater rate than when any one factor acts alone. Small populations living in isolated fragments of habitat are disconnected from the rest of their species and are therefore more vulnerable to inbreeding effects. Daniel Brito and colleagues (2008) found that many populations of the critically endangered northern muriqui (*Brachyteles hypoxanthus*) residing in the remaining fragments of the Atlantic Forest would experience genetic decay with the possibility of extinction over the next 50 generations if management practices are not put into place. Slow life histories resulting in long interbirth intervals push many primate species farther into the extinction vortex. Shifting demographics can have dire consequences for primates, thrusting them into a cycle that is hard to break once entered. With the continued presence of threats, many species have a difficult time recovering (Brook et al. 2008; Strier 2011a).

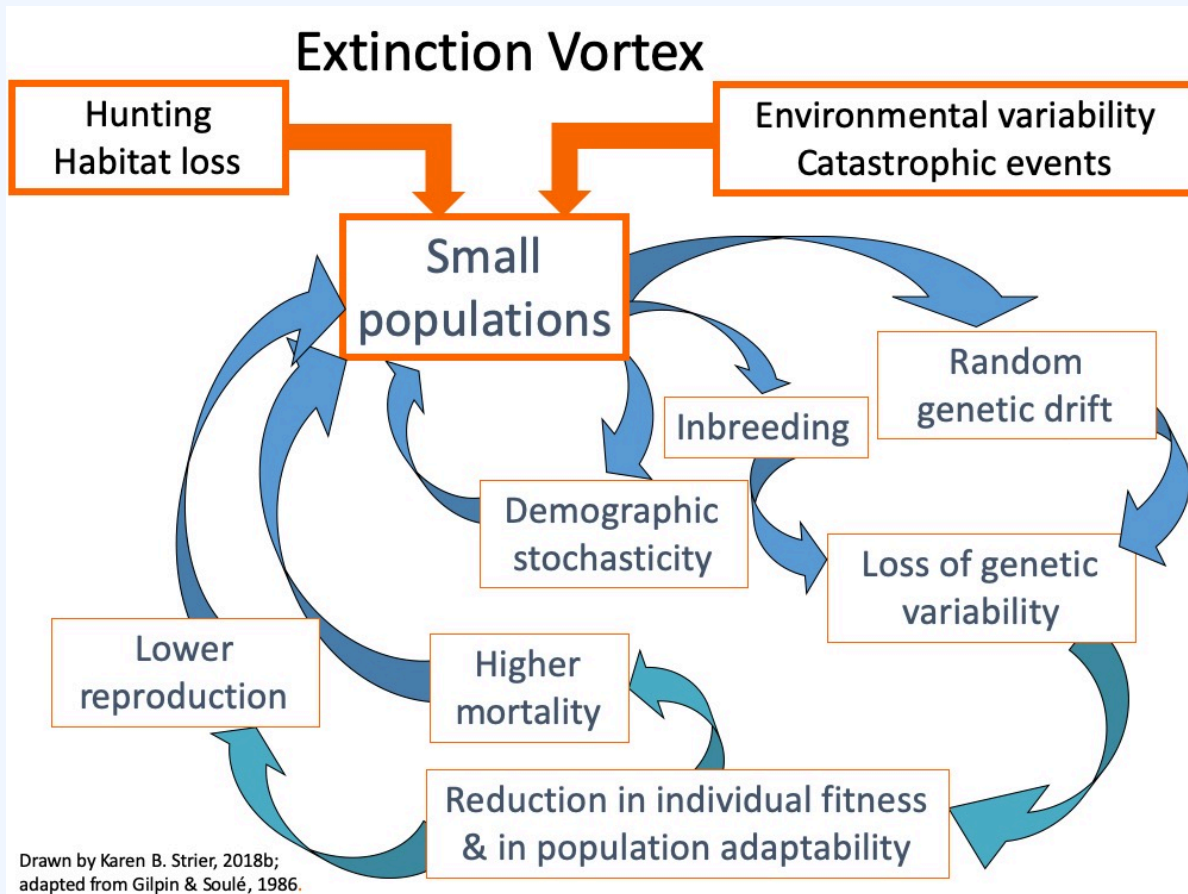


Figure B.13: A model of the extinction vortex (Strier 2021b; see ch. 4 study guide). The extinction vortex shows the threats and pressures that work simultaneously to threaten populations. These pressures are often exacerbated by the compounding effects they have on each other. Once a population has entered the vortex, this cascade of events can prevent recovery, resulting in extinction. Credit: [A model of the extinction vortex](#) drawn by Karen B. Strier (Strier 2021b), adapted from Gilpin and Soulé 1986, is available here under a [CC BY-NC 4.0 License](#). [[Image Description](#)].

## Primate Significance

As threats to primates continue to widen in scale, increase in severity, and compound with each other, it is imperative to highlight the variety of ways that primates are important not only to their ecosystems but to humans as well. Below we denote four specific areas of primate significance: ecological, bioanthropological, cultural, and economic. Understanding the value of primates can help strengthen conservation actions.

### Ecological Significance of Primates

Primates play a key role within their ecosystems, often acting as important contributors to forest community structure by aiding in seed dispersal and pollination of angiosperms and other plant species. Variability in traits such as diet, gut anatomy, and movement patterns influence the spatial landscape of dispersed seeds (Russo and Chapman 2011). Frugivorous primates that range widely are considered the greatest contributors to the dispersal of seeds, as they often either swallow seeds whole, as is common for most Neotropical frugivorous primates (Figure B.14), or spit seeds out, as is common for primates with cheek pouches in Africa and Asia. These primates can augment the diversification and regeneration of forest communities by traveling long distances after consuming fruit and depositing seeds away from the parent plant within heterogeneous landscapes (Strier 2017; Terborgh 1983). Frugivory and seed dispersal are critical plant-animal relationships (Russo 2017). Bach Thanh Hai and colleagues

(2018) found that yellow-cheeked crested gibbons (*Nomascus gabriellae*) in Southeast Asia were the most effective seed disperser for the Pacific walnut tree. Gibbons dispersed seeds via consumption anywhere from 4 m to 425 m from the parent tree. Seeds defecated by gibbons had higher germination and success rates than those spit by macaques in the same forest.



Figure B.14: Fecal matter with seeds from the large-bodied northern muriqui (*Brachyteles hypoxanthus*). When primates consume fruit, they often swallow whole seeds that they then disperse via their dung. Credit: Fecal matter with seeds from the large-bodied northern muriqui (*Brachyteles hypoxanthus*) by Amanda J. Hardie, courtesy of [Projeto Muriqui de Caratinga](#), is used by permission and available here under a [CC BY-NC 4.0 License](#).

Some species of primate may also act as pollinators for local plant species. These primates are attracted to the nectar and flowers of the plant, which often leave pollen on their faces and fur, subsequently spreading pollen to conspecifics when the primate moves to a new location. Some primates may have coevolved a plant-pollinator relationship. Data indicate that the black-and-white ruffed lemur (*Varecia variegata*) is reliant on the nectar of the traveler's palm (*Ravenala madagascariensis*) during specific times of the year when food is scarce. When eating this nectar, pollen can stick to the ruff of these lemurs' necks. This, along with the notion that no other species visit the traveler's palm during these times of the year, indicate that this plant species may be dependent on nonflying mammals for pollination (Kress et al. 1994).

By acting as seed dispersers and pollinators, primates can aid in the reproductive success, regeneration, and diversification of plants within their ecosystems. The significance of these relationships is only becoming more apparent as habitats continue to be fragmented and destroyed. As habitats dwindle, the ability to regenerate healthy forest systems is crucial to the health and survival of tropical forest systems worldwide (Stier 2017).

## Bioanthropological Significance of Primates

The study of nonhuman primates has been an integral component of anthropology for many decades (Riley 2020). Even before Sherwood Washburn advocated in *The New Physical Anthropology* (1951) that primates could be studied as living reference for hominin behaviors, anthropologists like Margaret Mead recognized that studies of wild primates contribute to biological and sociocultural anthropology in many ways (Strier 2011b). Primatology in Japan, the U.S., and Europe grew out of a desire to better understand ourselves. Thus, research in the 1960s and 1970s largely focused on species such as chimpanzees (*Pan spp.*) or baboons (*Papio spp.*) that are closely related to humans phylogenetically or live in environments similar to those occupied by early hominins (Haraway 1991; Strum and Fedigan 1999; Washburn 1973). Since those early days, biological anthropological primatology has broadened to include primates from around the world (Strier 2003, 2018a). The inclusion of diverse taxa from what were then-understudied regions challenged notions of “typical” primate behavior.

Anthropologists draw from primate studies to explore the many facets of human behavior and evolution. For example, studies demonstrating the tool-using capabilities of wild chimpanzees (*Pan troglodytes*) and capuchin monkeys (*Sapajus spp.*, formerly *Cebus spp.*) show that similar ecological pressures and intelligence (not just phylogenetic relatedness to humans) contribute to tool-using behaviors (Fragaszy et al. 2004; Inoue-Nakamura and Matsuzawa 1997). Similarly, studies of modern primate morphology are frequently used to assess how locomotor style or behaviors (such as foraging) are related to anatomy, and this knowledge can then be used to assess the skeletal and dental anatomy of fossil hominins. Living primates provide a comparative sample with which we deepen our understanding of the evolutionary mechanisms that shaped human evolution.

## Cultural Significance of Primates

For as long as our species has existed, groups of people have lived alongside nonhuman primates and engaged with them in varying ways (Fuentes 2012). The development and expansion of the field of ethnoprimateology, the study of the human-primate interface, has encouraged researchers from sociocultural anthropology and primatology to investigate these points where primates and humans interact and influence each other in surprising ways (Fuentes 2012; Riley 2020; Sponsel 1997). Primates are viewed by many as exceptional animals for the ways in which they reflect elements of humanness, enticing thousands of people to observe their exhibits at zoos and sanctuaries throughout the world. However, the significance of these animals to diverse cultures goes beyond anthropocentrism and touches on aspects of ecology, religion, and social systems. Primates are common figures in religion and myth, appearing sometimes as gods or deities themselves (e.g., the Hindu deity Hanuman) and sometimes as mediators between the human and spirit realms (Alves, Barboza, and de Medeiros Silva Souto 2017; Peterson 2017; Wheatley 1999).

Primates have additional cultural significance as figures in folklore and legend, and they are often ascribed human-like characteristics in many of these narratives (Cormier 2017). These stories often inform local taboos that may discourage the consumption of particular species or deforestation of particular areas (Osei-Tutu 2017; Roncal, Bowler, and Gilmore 2018; Sicotte 2017).

The role that primates play in human cultures is complex and varies significantly with local history, religious practice, and economies. Among the Awa Guajá of eastern Amazonia, for example, primates are considered a part of the humans' extended kin network and are protected as such, yet they also constitute an important source of dietary protein and are hunted regularly (Cormier 2003). In other primate habitat countries, such as Bali, primates play a significant role in religious practice. Long-tailed macaques (*Macaca fascicularis*) in Bali are frequently found in the forests surrounding Hindu temples and will consume offerings left by residents and tourists once festivals or rituals are concluded (Fuentes 2010; Wheatley 1999). These macaques are seen by some as mediators between the natural world and the spiritual world that transports offerings from one realm to another (Wheatley 1999). Investigating how local residents view primates—for example, whether species are considered sacred or not—is a vital component of conservation programs in these areas (Peterson and Riley 2017). Studying the interface between human and nonhuman primates, as well as considering what factors (e.g., local religious practices, taboos, etc.) influence these interactions, can lead to more holistic conservation planning and implementation.

## Economic Significance of Primates

One of the most concrete ways that primates can benefit people is through the potential to stimulate local economies from ecotourism. Ecotourism differs from traditional tourism in three main ways: it focuses on nature-based attractions, it provides learning opportunities, and its tourism management practices adhere to economic and ecological sustainability (Fennell and Weaver 2005). Primates are charismatic megafauna, meaning that they are large animals (oftentimes mammals) that elicit mass appeal. They have the possibility to draw tourists, which can in turn bring revenue to lower-income communities found near primate habitats. This attraction from tourists, along with revenue-sharing, can then stimulate local populations to have more positive attitudes toward protected areas and become more invested in the well-being and protection of primates and their habitats (Archabald and Naughton-Treves 2001).

Perhaps one of the greatest success stories of nature-based tourism revolves around the mountain gorillas (*Gorilla beringei beringei*) of Rwanda. After internal conflict plagued Rwanda during the 1990s, the Virungas area developed gorilla-based tourism as a means to aid in socioeconomic development and to bring stability to the region. This process not only helped to increase mountain gorilla populations but was also able to generate enough income to cover the operation costs of three national parks (Maekawa et al. 2013). Research indicated that low-income individuals living around Parc National des Volcans in Rwanda could garner direct income as well as nonfinancial benefits (such as the development of schools and hospitals) from gorilla tourism in the region (Spenceley et al. 2010). Ecotourism success has also been preliminarily observed in the Amazonias region in Brazil. The Mamirauá Sustainable Development Reserve began to let tourists visit groups of uakaris (*Cacajao* spp.) in 2019. Data indicated that although the program was new, tourists had a high success rate (>70%) of observing these rare primates, and researchers believe that these educational encounters will help promote uakari conservation while also driving economic possibilities for the local human populations (Lebrão et al. 2021).



Figure B.15: Tourists observing a black-and-white snub-nosed monkey (*Rhinopithecus bieti*) from a distance, in southwest China. Although nature-based tourism generates revenue for local communities and primate conservation, it can overhabituate primates, changing their natural behaviors. Credit: Tourists observing a black-and-white snub-nosed monkey (*Rhinopithecus bieti*) in southwest China by Danhe Yang is used by permission and available here under a [CC BY-NC 4.0 License](https://creativecommons.org/licenses/by-nc/4.0/).

Although ecotourism has the potential to alleviate poverty situations for local populations and aid in the overall sustainability of natural habitats, it can also bring a suite of new problems to areas. It can overcrowd national parks and overhabituate primates (Figure B.15), increase potential



disease transfer between humans and primates, and exacerbate corruption, which often pulls money away from local communities (Hvenegaard 2014; Muehlenbein et al. 2010).

## What Can Be Done?

### Role of Research

Systematic and long-term research studies provide some of the most foundational and necessary information for the conservation of endangered primates (Kappeler and Watts 2012). Research provides critical data on essential and preferred feeding resources, life history parameters and reproduction rates, territoriality, the carrying capacity of habitats, and solitary or group social dynamics. Within the last few decades, researchers have also begun to stress the acute need for studies investigating how various primates are responding to human disturbances; how climate change is affecting the behavior, range, and habitat of these species; and the significance of primate biodiversity hotspots (Brown and Yoder 2015; Chapman and Peres 2001; Estrada et al. 2018). Understanding these aspects will provide crucial information for practitioners to make the most effective and species-specific conservation decisions.

Long-term studies on primate species provide some of the most conclusive information on changes occurring to populations in the face of anthropogenic disturbances and climate change. They also provide a suite of direct and indirect conservation contributions to endangered species, and the continual monitoring of populations can deter deleterious anthropogenic actions, allowing for population growth and forest regeneration. For example, the Northern Muriqui Project of Caratinga in Minas Gerais, Brazil, has documented growth of both the muriqui population and the regeneration of the forest via secondary succession (Strier 2010). The project has also invested in future research and conservation by training more than 65 Brazilian students, as well as providing stable jobs for local people, stimulating the local community, and alleviating reliance on forest products for income and survival (Strier 2010; Strier and Boubli 2006; Strier and Mendes 2012). Several other long-term primate studies all over the world have seen similar positive impacts and conservation successes (Kappeler and Watts 2012).

The implementation of novel research techniques can also aid in the conservation of primates and their ecosystems. Remote sensing, a technique that gathers information about the environment using satellites, aircraft, or drones, has recently been applied in primate conservation efforts (reviewed in Strier 2021b; see Box 1.3). Another remote-sensing method called LiDAR (Light Detection and Ranging) has been used to generate 3D images of a forest canopy and quantify how canopy height and forest maturity influences movement patterns of three neotropical primates (McLean et al. 2016). The use of high-resolution camera traps both on the ground and in the canopy have become widespread and invaluable in their ability to aid primatologists and conservationists in surveying rare populations, establishing population counts, and assessing behavior (Pebsworth and LaFleur 2014). Camera traps became particularly important in allowing field research to continue during the “anthropause” of 2020, as human mobility was limited during the onset of the COVID-19 pandemic (Blount et al. 2021).

Research is also imperative for making important decisions regarding translocations and reintroductions of animals. Without knowledge of the species’ social ecology, demography, and unique learned behaviors—also known as primate traditions or cultures—successful translocations and reintroductions from captive populations would not be possible. Researchers and conservationists must recognize these dynamics when making the difficult decision to reintroduce or move populations and factor in how these dynamics may shift or affect the resident population after management. The most notable case of effective translocation and reintroduction is that of the golden lion tamarin (*Leontopithecus rosalia*). Over 30 zoos contributed 146 captive-born individuals to be reintroduced into Brazil, providing essential information on nutrition and health that aided in reintroduction strategies. Additionally, in 1994, isolated individuals in forest fragments were successfully translocated into protected regions in order to increase gene flow, which through the exchange of genes, introduces more genetic variation into the next generation (Kierulff et al. 2012).

### Nongovernmental Organizations (NGOs) and Community-Based Conservation Work

Conservation NGOs have a long-standing history of working to save endangered species from going extinct. These organizations often target primates for their work because of their ability to act as umbrella species, supporting the conservation of many species found within their ecosystems. Over the past 30 years, conservation NGOs have begun to move away from a preservation-based mindset that focused on excluding humans from using protected areas. The 1990s ushered in a shift toward community-based conservation (CBC), which instead aimed to work with local people living near targeted natural environments to establish sustainable practices (Horwich and Lyon 2007). CBC strategies involving

the installation of visual and acoustic deterrents, barriers, and buffers around human settlements can also help reduce human-primate conflict (Hockings 2016). CBC has shown success in terms of reducing hunting and deforestation in many regions including the Manas Biosphere Reserve in Assam, India, as well as in the cloud forests of Peru from the work of the Yellow Tailed Woolly Monkey Project (Horwich et al. 2012; Shanee et al. 2007). Although CBC has seen conservation successes, many warn that it should not be a panacea for all conservation goals but, rather, one mechanism among many when attempting to conserve endangered species (Reibelt and Nowack 2015; Scales 2014).

Reforestation is widely becoming one of the most practical ways in which NGOs aid in primate conservation. Organizations often collaborate with communities to establish nurseries to grow saplings, which can then be transplanted strategically to reforest certain parts of primate habitats or create habitat corridors between forest fragments. Madagascar Biodiversity Partnership, an NGO with four field sites throughout Madagascar, has planted over 5,166,000 trees from 2010 to August of 2022 (Edward E. Louis Jr., personal communication, 7,15,22). These efforts have been shown to be successful, as lemurs have been observed in reforested regions where they had previously not been seen when trees were more sparse.

### Special Topic: What Can Readers of this Book Do?

It may be difficult to imagine how an individual living thousands of miles away can aid in the conservation of primates and their habitats, but in fact there are several small steps that people all over the world can take to make a difference. Many local zoos contribute to in situ conservation work as well as maintain species survival plans in order to increase diversity among zoo populations. We recommend readers visit their local zoos to learn about what actions zoos take to aid in the conservation of primates and how they can get involved in these activities.

One tangible action that can be done is to reduce the purchasing of products that contain nonsustainable ingredients. The demand for cheap oil has increased in recent years for commercial products such as peanut butter, chocolate, soaps, and shampoos, among many others. As such, palm oil plantations have expanded into wildlife habitat throughout Southeast Asia, especially in Borneo and Sumatra, the last remaining habitats of orangutans (*Pongo spp.*) and many other species of primates. This, coupled with other local pressures such as hunting and peat fires, resulted in the IUCN upgrading the Borneo orangutan's (*Pongo pygmaeus*) conservation status to Critically Endangered in 2016. Although data suggest that orangutans will nest within agroindustrial environments, they will only do so with natural forest patches nearby (Ancrenaz et al. 2014). Reducing individual consumption of palm oil or choosing sustainable oil products can help reduce the overall demand and drive producers to commit to more environmentally friendly practices. This can hopefully slow the conversion of naturally forested landscapes into agroindustrial environments.

As previously noted, the proliferation of social media has spurred the desire to photograph animals in close proximity (Pearce and Moscardo 2015). We recommend that readers who visit native primate environments resist engaging with primates in an attempt to take “selfies” with animals. Repeated encounters with travelers and tourists can overhabituate primates and put them in danger of contracting (and transmitting) diseases (Geffroy et al. 2015). Paying for photos with primates can also exacerbate the illegal pet trade because local people will be incentivized to harvest primate infants from wild populations, adversely affecting primate densities and social group dynamics. While it may be popular to try to take the most engaging “selfie” with a wild animal, it is best to just admire these animals from afar (Figure B.16).



Figure B.16: Students on a field course observe and record data on primates in the canopy at El Zota field station in Costa Rica. Credit: Students in the canopy at El Zota field station, Costa Rica, by Mary P. Dinsmore, courtesy of [Broadreach Global Summer Adventures, Inc.](#), is used by permission and available here under a [CC BY-NC 4.0 License](#).

Lastly, readers can aid in primate conservation by resisting sharing social media videos depicting primates in nonnative habitats. Videos of primates engaging with humans often spark the popularity of these animals as pets. The desire for these animals can lead to an influx in illegal pet harvesting and trading, the mistreatment of wild animals in domestic settings, and the belief that these animals are not endangered since others own them as pets (Nekaris et al. 2013). Educating one's self and others, coupled with a refusal to share these 'cute' videos, can help reduce the market for primates to be captured for the illegal pet trade.

## Further Perspectives

As anthropogenic and natural disturbances continue to intensify in range and scale, the future status of the world's primates is increasingly dire. However, researchers, conservationists, and the general public are attempting to understand how primates respond to these disturbances, what actions can be done to mitigate further disturbances, how to establish sustainable relationships between humans and primates, and what small actions each individual can do to aid these processes.

Regardless of our cultural or political views, we think it is valid to ask ourselves as researchers, conservationists, and students: What is the value of Earth's biological diversity, and what are our obligations to nonhuman primates, our closest living ancestors? Although scientists and conservationists often argue that there is inherent value in maintaining the world's biodiversity, we propose that primates have a special significance that goes beyond their intrinsic contribution to biodiversity. The concept that species and systems can provide a suite of benefits to humans is known as ecosystem services (Cardinale et al. 2012; Kremen 2005). These services are often classified into four categories: provisioning (e.g., food), regulating (e.g., water-quality regulating), cultural (e.g., recreation and aesthetic), and supporting services (e.g., nutrient cycling) (Harrison et al. 2014; Mace et al. 2011; Millennium Ecosystem Assessment 2005). Following this approach, we propose that understanding the value of primates and their habitats in terms of their ecological, bioanthropological, cultural–historical, and economic contributions can aid in the long-term conservation of these endangered species. Recognizing the connections and continuities between ourselves and other primates is the first critical step toward caring about their future and making it part of our own.

## Review Questions

- What criteria do researchers and conservationists use to identify the conservation status of primate populations and species?
- What are the main threats facing primates today, and how do the combined impacts of these threats uniquely affect primates?
- What do you think a world without primates would look like? Consider their unique significance and the various roles they play in ecology, human evolutionary and cultural history, and local economies. How would the absence of primates affect ecosystems, other animals, and humans?
- Considering all the other problems in the world today, should primate conservation be a high priority? What are the arguments to support prioritizing primate conservation?
- How can you contribute to primate conservation in your everyday life?

## About the Authors



Mary P. Dinsmore, Ph.D

Loyola University Chicago, [mdinsmore@luc.edu](mailto:mdinsmore@luc.edu)

Mary P. Dinsmore, Ph.D. is an Assistant Teaching Professor in the School of Environmental Sustainability at Loyola University Chicago. Mary's interest in primatology began when she was working as a research assistant in Peru with saddleback tamarins (*Saguinus fuscicollis*) and in Madagascar with greater bamboo lemurs (*Prolemur simus*). It was during these experiences that she saw firsthand the immense impacts that humans had on primate habitats and became interested in human-wildlife conflict and conservation. Her dissertation work explored the consequences of anthropogenic and natural disturbances on the habitat and behavior of the northern sportive lemur (*Lepilemur septentrionalis*). She received funding for her work from the Primate Action Fund of Conservation International and African Studies Department of UW–Madison.

Mary received her BS and BA from the University of Portland in 2009, her MS from the University of Wisconsin–Madison in 2014, and her Ph.D. from the University of Wisconsin–Madison in 2020. She currently teaches courses at Loyola University Chicago on Biodiversity and Biogeography, Mammalogy, and Human Dimensions of Conservation.



Ilianna E. Anise, M.S.

University of Wisconsin–Madison, [ilianna.anise@wisc.edu](mailto:ilianna.anise@wisc.edu)


Ilianna E. Anise received her M.S. in Integrative Biology at the University of Wisconsin–Madison in 2022. In her masters research, she used social network analysis to detect the timing of a group fission using behavioral data that had been collected on wild northern muriquis and considered the implications of this method for conservation management. During the writing of the first edition of this appendix, she was supported by an Advanced Opportunity Fellowship, the Department of Integrative Biology, and Teaching Assistantships at University of Wisconsin–Madison.

Ilianna received her BA in biology and environmental science from Drew University. She found her passion for fieldwork while participating in a small mammal demography research project as an undergraduate student.



Rebekah J. Ellis, M.S.

Rebekah J. Ellis received her M.S degree from the Department of Anthropology at the University of Wisconsin–Madison. Rebekah received her BA in anthropology and psychology from the University of Texas at Austin. She has studied the behavior of neotropical primates at field sites in Eastern Costa Rica and the Ecuadorian Amazon. At her time at UW–Madison, Rebekah assisted in teaching an introductory course covering the subdisciplines of cultural, archeological, and biological anthropology and her research utilized social network analysis to explore the social behavior of neotropical primates.



Jacob B. Kraus, B.A., Ph.D. student

University of Wisconsin–Madison, [jbkraus2@wisc.edu](mailto:jbkraus2@wisc.edu)

Jacob B. Kraus is a Ph.D. candidate and teaching assistant in the Department of Integrated Biology at the University of Wisconsin–Madison and a member of the Strier Lab. His interest in primatology began while studying the ecology and behavior of Gelada monkeys (*Theropithecus gelada*) as a field assistant for the Guassa Gelada Research Project (GGRP) in Ethiopia. He is broadly interested in the behavioral thermoregulation strategies that primates, and other social mammals, employ in high-altitude habitats. Jacob’s current research is focused on how the sociality of Yunnan snub-nosed monkeys (*Rhinopithecus bieti*) affects their microhabitat selection and grooming behaviors. His work has been funded by the Department of Integrative Biology.

Jacob received his BA in Biology from Reed College. Prior to attending UW–Madison, Jacob interned at the Smithsonian Conservation Biology Institute (SCBI), where he worked on various remote-sensing and habitat-survey projects.



Karen B. Strier, Ph.D.

University of Wisconsin–Madison, [kbstrier@wisc.edu](mailto:kbstrier@wisc.edu)

<https://strierlab.anthropology.wisc.edu/>

Karen B. Strier is Vilas Research Professor and Irven DeVore Professor of Anthropology at the University of Wisconsin–Madison. She received her BA (1980) from Swarthmore College, and MA (1981) and PhD (1986) from Harvard University. She has been studying the endangered northern muriqui monkey in the Brazilian Atlantic forest since 1982. She is a fellow of the U.S. National Academy of Sciences, the American Academy of Arts and Sciences, and the American Association for the Advancement of Science. She was awarded an Honorary Doctorate of Science from the University of Chicago and Distinguished Primatologist Awards from the American Primatological Society and the Midwestern Primate Interest Group. She has received various research, teaching, and service awards from the University of Wisconsin–Madison. She holds Lifetime Honorary Memberships from the Brazilian Primatological Society, the Latin American Primatological Society, the Margot Marsh Biodiversity Foundation Award for Excellence in Primate Conservation, and the Premio Muriqui from the Reserva Biosfera da Mata Atlantica. She has authored or coauthored more than 100 publications; and authored two books, including *Primate Behavioral Ecology, 6th edition* (2021b). She served as the President of the International Primatological Society from 2016 to 2022.

## For Further Exploration

For those interested in gaining hands-on experience with primates, we recommend visiting Primate Info Net, where a list of field school opportunities and professional, educational, and volunteer positions are posted regularly. These listings can be found [here](#):

To learn more about reducing the spread of potentially harmful images of primates, access [Best Practice Guidelines for Responsible Images of Non-Human Primates](#), written by The Primate Specialist Group of the International Union for the Conservation of Nature (IUCN):

## References

- Aguilera, Bernardo, Javier Perez Gomez, and David DeGrazia. 2021. "Should Biomedical Research with Great Apes Be Restricted? A Systematic Review of Reasons." *BMC Medical Ethics* 22. doi: <https://doi.org/10.1186/s12910-021-00580-z>.
- Alves, Rômulo Romeu Nóbrega, Raynner Rilke Duarte Barboza, and Wedson de Medeiros Silva Souto. 2017. "Primates in Mythology." In *The International Encyclopedia of Primatology*, edited by Agustín Fuentes, 1149–1154. Hoboken, NJ: John Wiley and Sons. <https://doi.org/10.1002/9781119179313.wbprim0173>.
- Ancrenaz, Marc, Felicity Oram, Laurentius Ambu, Isabelle Lackman, Eddie Ahmad, Hamisah Elahan, Harjinder Kler, Nicola K. Abram, and Erik Meijaard. 2014. "Of Pongo, Palms, and Perceptions: A Multidisciplinary Assessment of Bornean Orangutans *Pongo pygmaeus* in an Oil Palm Context." *Oryx* 49 (3): 465–472. <https://doi.org/10.1017/S0030605313001270>.
- Archabald, Karen, and Lisa Naughton-Treves. 2001. "Tourism Revenue-Sharing around National Parks in Uganda: Early Efforts to Identify and Reward Local Communities." *Environmental Conservation* 28 (2): 135–149. <https://doi.org/10.1017/S0376892901000145>.
- Bachmann, Mona Estrella, Martin Reinhardt Nielsen, Heather Cohen, Dagmar Haase, Joseph A. K. Kouassi, Roger Mundry, and Hjalmar S. Kuehl. 2020. "Saving Rodents, Losing Primates: Why We Need Tailored Bushmeat Management Strategies." *People and Nature* 2: 889–902. <https://doi.org/10.1002/pan3.10119>.
- Bailey, Carolyn A., Timothy M. Sefczek, Brittani A. D. Robertson, Lucile Rasoamazava, Valérie F. Rakotomalala, Jean D. N. Andriamadison, François Randrianasolo,
- Aubin Andriajaona, and Edward E. Louis, Jr. 2020. "A Re-evaluation of the Northern Sportive Lemur (*Lepilemur septentrionalis*) Population at Montagne des Français, and a Review of Its Current State of Conservation in the Protected Area." *Primate Conservation* 34: 53–59.
- Bermejo, Magdalena, Jose Domingo Rodriguez-Teijeiro, German Illera, and Peter D. Walsh. 2006. "Ebola Outbreak Killed 5,000 Gorillas." *Science* 314 (5805): 1564. <https://doi.org/10.1126/science.1133105>.
- Bernard, Andrew M., and Andrew J. Marshall. 2020. "Assessing the State of Knowledge of Contemporary Climate Change and Primates." *Evolutionary Anthropology* 29 (6): 317–331. <https://doi.org/10.1002/evan.21874>.
- Biquand, S., A. Boug, V. Biquand-Guyot, and J. P. Gautier. 1994. "Management of Commensal Baboons in Saudi Arabia." *Revue d'Ecologie, Terre et Vie, Société nationale de protection de la nature* 49 (3): 213–222.
- Blount, J. David., Mark W. Chynoweth, Austin M. Green, and Çağan H. Şekercioğlu. 2021.
- "Review: COVID-19 Highlights the Importance of Camera Traps for Wildlife Conservation Research and Management." *Biological Conservation* 256: 108984. <https://doi.org/10.1016/j.biocon.2021.108984>.
- Brito, Daniel, Carlos E. V. Grelle, and Jean Phillippe Boubli. 2008. "Is the Atlantic Forest Protected Area Network Efficient in Maintaining Viable Populations of *Brachyteles hypoxanthus*?" *Biodiversity and Conservation* 17 (13): 3255–3268. <https://doi.org/10.1007/s10531-008-9427-z>.
- Brook, Barry W., Navjot S. Sodhi, and Corey J. A. Bradshaw. 2008. "Synergies among Extinction Drivers under Global Change." *Trends in Ecology and Evolution* 23 (8): 453–460. <https://doi.org/10.1016/j.tree.2008.03.011>.
- Brown, Jason L., and Anne D. Yoder. 2015. "Shifting Ranges and Conservation Challenges for Lemurs in the Face of Climate Change." *Ecology and Evolution* 5 (6): 1131–1142. <https://doi.org/10.1002/ece3.1418>.
- Campos, Fernando A., William F. Morris, Susan C. Alberts, Jeanne Altmann, Diane K. Brockman, Marina Cords, Anne Pusey, Tara S. Stoinski, Karen B. Strier, and Linda M. Fedigan. 2017. "Does Climate Variability Influence the Demography of Wild Primates? Evidence from Long-Term Life-History Data in Seven Species." *Globe Change Biology* 23 (11): 1–15. <https://doi.org/10.1111/gcb.13754>.

- Cardinale, B. J., J. Emmett Duffy, Andrew Gonzalez, David U. Hopper, Charles Perrings, Patrick Venail, Anita Narwani, et al. 2012. "Biodiversity Loss and Its Impact on Humans." *Nature* 486 (7401): 59–67. <https://doi.org/10.1038/nature11148>.
- Carlson, Kimberly M., Lisa M. Curran, Dessy Ratnasari, Alice M. Pittman, Britaldo S. Soares-Filho, Gregory P. Asner, Simon N. Trigg, David A. Gaveau, Deborah Lawrence, and Herman O. Rodrigues. 2012. "Committed Carbon Emissions, Deforestation, and Community Land Conversion from Oil Palm Plantation Expansion in West Kalimantan, Indonesia." *Proceedings of the National Academy of Sciences* 109 (19): 7559–7564. <https://doi.org/10.1073/pnas.1200452109>.
- Casal, Paula, and Peter Singer. 2021. "The Threat of Great Ape Extinction from COVID-19." *Journal of Animal Ethics* 11 (2): 6–11. <https://doi.org/10.5406/janimaethics.11.2.0006>.
- Chapman, Colin A., and Carlos A. Peres. 2001. "Primate Conservation in the New Millennium: The Role of Scientists." *Evolutionary Anthropology* 10 (1): 16–33. [https://doi.org/10.1002/1520-6505\(2001\)10:1<16::AID-EVAN1010>3.0.CO;2-O](https://doi.org/10.1002/1520-6505(2001)10:1<16::AID-EVAN1010>3.0.CO;2-O). CITES. N.d. "CITES Trade Database." Accessed July 22, 2018. [https://trade.cites.org/en/cites\\_trade/#](https://trade.cites.org/en/cites_trade/#).
- Clark, Natalie E., Elizabeth H. Boakes, Philip J. K. McGowan, Georgina M. Mace, and Richard A. Fuller. 2013. "Protected Areas in South Asia Have Not Prevented Habitat Loss: A Study Using Historical Models of Land-Use Change." *PLoS ONE* 8 (5): e65298. <https://doi.org/10.1371/journal.pone.0065298>.
- Clarke, Tara A., Kim E. Reuter, Marni LaFleur, and Melissa S. Schaefer. 2019. "A Viral Video and Pet Lemurs on Twitter." *PLoS ONE* 14(1): e0208577. <https://doi.org/10.1371/journal.pone.0208577>.
- Clauzel, Celine, Deng Xiqing, Wu Gongsheng, Patrick Giraudoux, and Li Li. 2015. "Assessing the Impact of Road Developments on Connectivity across Multiple Scales: Application to Yunnan Snub-Nosed Monkey Conservation." *Biological Conservation* 192: 207–217. <https://doi.org/10.1016/j.biocon.2015.09.029>.
- Conaway, Eileen. 2011. "Bioidentical Hormones: An Evidence-Based Review for Primary Care Providers." *The Journal of the American Osteopathic Association* 111 (3): 153–164.
- Corbett, Kizzmekia S., Barbara Flynn, Kathryn E. Foulds, Joseph R. Francica, Seyhan Boyoglu-Barnum, Anne P. Werner, Britta Flach, et al. 2020. "Evaluation of the mRNA-1273 Vaccine against SARS-CoV-2 in Nonhuman Primates." *The New England Journal of Medicine* 383: 1544–1555. <https://doi.org/10.1056/NEJMoa2024671>.
- Cormier, Loretta A. 2003. *Kinship with Monkeys: The Guajá Foragers of Eastern Amazonia*. New York: Columbia University Press.
- Cormier, Loretta A. 2017. "Primates in Folklore." In *The International Encyclopedia of Primatology*, edited by Agustín Fuentes, 1139–1146. Hoboken, NJ: John Wiley and Sons. <https://doi.org/10.1002/9781119179313.wbprim0285>.
- Covey, Ryan, and W. Scott McGraw. 2014. "Monkeys in a West African Bushmeat Market: Implications for Cercopithecoid Conservation in Eastern Liberia." *Tropical Conservation Science* 7 (1): 115–125. <https://doi.org/10.1177/194008291400700103>.
- Cronin, Drew T., Stephen Woloszynek, Wayne A. Morra, Shaya Honarvar, Joshua M. Linder, Mary Katherine Gonder, Michael P. O'Connor, and Gail W. Hearn. 2015. "Long-term Urban Market Dynamics Reveal Increased Bushmeat Carcass Volume Despite Economic Growth and Proactive Environmental Legislation on Bioko Island, Equatorial Guinea." *PLoS ONE* 10 (7): e0134464. <https://doi.org/10.1371/journal.pone.0134464>.
- Dinsmore, Mary P., Edward E. Louis Jr., Daniel Georges Randriamahazomana, Ali Hachim, John R. Zaonarivelo, and Karen B. Strier. 2016. "Variation in Habitat and Behavior of the Northern Sportive Lemur (*Lepilemur septentrionalis*) at Montagne des Français, Madagascar." *Primate Conservation* 30: 73–88.
- Dinsmore, Mary P., Karen B. Strier, and Edward E. Louis Jr. 2018. "The Impacts of Cyclone Enawo and Anthropogenic Disturbances on the Habitat of Northern Sportive Lemurs (*Lepilemur septentrionalis*) in Northern Madagascar." *American Journal of Physical Anthropology* 165 (2): 68.

- Dinsmore, Mary P., Karen B. Strier, and Edward E. Louis Jr. 2021a. "Anthropogenic Disturbances and Deforestation of Northern Sportive Lemur (*Lepilemur septentrionalis*) Habitat at Montagne des Français, Madagascar." *Primate Conservation* 35: 125–138.
- Dinsmore, Mary P., Karen B. Strier, and Edward E. Louis Jr. 2021b. "The Influence of Seasonality, Anthropogenic Disturbances, and Cyclonic Activity on the Behavior of Northern Sportive Lemurs (*Lepilemur septentrionalis*) at Montagne des Français, Madagascar." *American Journal of Primatology* 83: e23333. <https://doi.org/10.1002/ajp.23333>.
- Eppley, Timothy M., Giuseppe Donati, Jean Baptiste Ramanamanjato, Faly Randriatafika, Laza N. Andriamandimbiarisoa, David Rabehevitra, Robertin Ravelomanantsoa, and Jörg U. Ganzhorn. 2015. "The Use of an Invasive Species Habitat by a Small Folivorous Primate: Implications for Lemur Conservation in Madagascar." *PLoS ONE* 10 (11): e0140981. <https://doi.org/10.1371/journal.pone.0140981>.
- Eppley, Timothy M., Selwyn Hoeks, Colin A. Chapman, Jörg U. Ganzhorn, Katie Hall, Megan E. Owen, Dara B. Adams, et al. 2022. "Factors influencing terrestriality in primates of the Americas and Madagascar." *PNAS* 119 (42): e2121105119. <https://doi.org/10.1073/pnas.2121105119>.
- Estrada, Alejandro, Paul A. Garber, Russell A. Mittermeier, Serge Wich, Sidney Gouveia, Ricardo Dobrovolski, K. A. I. Nekaris, et al. 2018. "Primates in Peril: The Significance of Brazil, Madagascar, Indonesia, and the Democratic Republic of the Congo for Global Primate Conservation." *PeerJ* 6: e4869. <https://doi.org/10.7717/peerj.4869>.
- Estrada, Alejandro, Paul A. Garber, Anthony B. Rylands, Christian Roos, Eduardo Fernandez-Duque, Anthony Di Fiore, K. Anne-Isola Nekaris, et al. 2017. "Impending Extinction Crisis of the World's Primates: Why Primates Matter." *Science Advances* 3 (229): 1–16. <https://doi.org/10.1126/sciadv.1600946>.
- Farias, Izeni P., Wancley G. Santos, Marcelo Gordo, and Tomas Hrbek. 2015. "Effects of Forest Fragmentation on Genetic Diversity of the Critically Endangered Primate, the Pied Tamarin (*Saguinus Bicolor*): Implications for Conservation." *Journal of Heredity* 106 (S1): 512–521. <https://doi.org/10.1093/jhered/esv048>.
- Fennell, David, and David Weaver. 2005. "The Ecotourism Concept and Tourism-Conservation Symbiosis." *Journal of Sustainable Tourism* 13(4): 373–390. <https://doi.org/10.1080/09669580508668563>.
- Fernandes, Natalia C. C. A., Mariana Sequetin Cunha, Juliana Mariotti Guerra, Rodrigo Albergaria Ressio, Cinthya dos Santos Cirqueira, Silvia D'Andretta Iglezias, Julia de Carvalho, Emerson L. L. Aruajo, Jose-Luiz Catao-Dias, and Josue Diaz-Delgado. 2017. "Outbreak of Yellow Fever among Nonhuman Primates, Espirito Santo, Brazil, 2017." *Emerging Infectious Diseases* 23 (12): 2038–2041. <https://doi.org/10.3201/eid2312.170685>.
- Fernández, David, Daphne Kerhoas, Andrea Dempsey, Josephine Billany, Gráinne McCabe, and Elitsa Argirova. 2022. "The Current Status of the World's Primates: Mapping Threats to Understand Priorities." *International Journal of Primatology* 433: 15–39. <https://doi.org/10.1007/s10764-021-00242-2>.
- Fragaszy, Dorothy, Patrícia Izar, Elisabetta Visalberghi, Eduardo B. Ottoni, and Marino Gomes de Oliveira. 2004. "Wild Capuchin Monkeys (*Cebus libidinosus*) Use Anvils and Stone-Pounding Tools." *American Journal of Primatology* 64 (4): 359–366. <https://doi.org/10.1002/ajp.20085>.
- Fuentes, Agustín. 2010. "Natural Cultural Encounters in Bali: Monkeys, Temples, Tourists, and Ethnoprimateology." *Cultural Anthropology* 25 (4): 600–624. <https://doi.org/10.1111/j.1548-1360.2010.0170.x>
- Fuentes, Agustín. 2012. "Ethnoprimateology and the Anthropology of the Human-Primate Interface." *Annual Review of Anthropology* 41: 101–117. <https://doi.org/10.1148/annurev-anthro-092611-145808>.
- Fuller, Grace, Wilhelmina Frederica Eggen, Wirdateti Wirdateti, and K. A. I. Nekaris. 2018. "Welfare Impacts of the Illegal Wildlife Trade in a Cohort of Confiscated Greater Slow Lorises, *Nycticebus Coucang*." *Journal of Applied Animal Welfare Science* 21 (3): 224–238. <https://doi.org/10.1080/10888705.2017.1393338>.
- Geffroy, Benjamin, Diogo S. M. Samia, Eduardo Bessa, and Daniel T. Blumstein. 2015. "How Nature-Based Tourism Might Increase Prey Vulnerability to Predators." *Trends in Ecology & Evolution* 30 (12): 755–765.



- Gilpin, Michael E., and Michael E. Soulé. 1986. "Minimum Viable Populations: Processes of Species Extinction." In *Conservation Biology: The Science of Scarcity and Diversity*, edited by Michael E. Soulé, 19–34. Sunderland, UK: Sinauer and Associates.
- Groves, Colin P. 2014. "Primate Taxonomy: Inflation or Real?" *Annual Review of Anthropology* 43: 27–36. <https://doi.org/10.1146/annurev-anthro-102313-030232>.
- Hai, Bach Thanh, Jin Chen, Kim R. McConkey, and Salindra K. Dayananda. 2018. "Gibbons (*Nomascus gabriellae*) Provide Key Seed Dispersal for the Pacific Walnut (*Dracontomelon dao*), in Asia's Lowland Tropical Forest." *Acta Oecologica* 88: 71–79. <https://doi.org/10.1016/j.actao.2018.03.011>.
- Haraway, Donna. 1991. *Simians, Cyborgs, and Women: The Reinvention of Nature*. New York: Routledge.
- Harrison, P. A., P. M. Barry, G. Simpson, J. R. Haslett, M. Blicharska, M. Bucur, R. Dunford, et al. 2014. "Linkages between Biodiversity Attributes and Ecosystem Services: A Systematic Review." *Ecosystem Services* 9: 191–203. <https://doi.org/10.1016/j.ecoser.2014.05.006>.
- Hockings, Kimberly J. 2016. "Mitigating Human-Nonhuman Primate Conflict." In *The International Encyclopedia of Primatology*, edited by Agustín Fuentes, 820–828. Hoboken, NJ: John Wiley and Sons. <https://doi.org/10.1002/9781119179313.wbprim0053>.
- Horwich, Robert H., and Jonathan Lyon. 2007. "Community Conservation: Practitioners' Answer to Critics." *Oryx* 41 (3): 376–385. <https://doi.org/10.1017/S0030605307001010>.
- Horwich, R. H., J. Lyon, and A. Bose. 2012. "Preserving Biodiversity and Ecosystems: Catalyzing Conservation Contagion." In *Deforestation around the World*, edited by P. Moutinho, 283–318. Rijeka, Croatia: InTech.
- Hosonuma, Noriko, Martin Herold, Veronique de Sy, Ruth S. de Fries, Maria Brockhaus, Louis Verchot, Arild Angelsen, and Erika Romijn. 2012. "An Assessment of Deforestation and Forest Degradation Drivers in Developing Countries." *Environmental Research Letters* 7 (4). <https://doi.org/10.1088/1748-9326/7/4/044009>.
- Hvenegaard, Glen. 2014. "Economic Aspects of Primate Tourism Associated with Primate Conservation." In *Primate Tourism: A Tool for Conservation?*, edited by Anne E. Russon and Janette Wallis, 259–277. Cambridge, UK: Cambridge University Press.
- Inoue-Nakamura, Noriko, and Tetsuro Matsuzawa. 1997. "Development of Stone Tool Use by Wild Chimpanzees (*Pan troglodytes*)." *Journal of Comparative Psychology* 111 (2): 159–173.
- IPCC. 2022. "Climate Change 2022: Impacts, Adaptation and Vulnerability. Contribution of Working Group II to the Sixth Assessment Report of the Intergovernmental Panel on Climate Change," edited by H.-O. Pörtner, D. C. Roberts, M. Tignor, E. S. Poloczanska, K. Mintenbeck, A. Alegria, M. Craig, S. Langsdorf, S. Löschke, V. Möller, A. Okem, B. Rama. Cambridge, UK: Cambridge University Press. <https://doi.org/10.1017/9781009325844>.
- IUCN. 2012. "IUCN Red List Categories and Criteria: Version 3.1." Technical Report, 32. Gland, Switzerland and Cambridge, UK: IUCN.
- IUCN. 2022. "The IUCN Red List of Threatened Species: Version 2021-3." Accessed June 6, 2022. <http://www.iucnredlist.org>.
- IUCN SSC Primate Specialist Group. 2022. "Global Non-Human Primate Diversity." Accessed June 6, 2022. [http://www.primatesg.org/primates\\_diversity\\_by\\_region/](http://www.primatesg.org/primates_diversity_by_region/).
- Kalpers, José, Elizabeth A. Williamson, Martha M. Robbins, Alastair Mcneilage, Augustin Nzamurambaho, Ndakasi Lola, and Ghad Mugiri. 2003. "Gorillas in the Crossfire: Population Dynamics of the Virunga Mountain Gorillas over the Past Three Decades." *Oryx* 37 (3): 326–337. <https://doi.org/10.1017/S0030605303000589>.
- Kappeler, Peter M., and David P. Watts. 2012. *Long-term Field Studies of Primates*. New York: Springer.
- Kierulff, M. C. M., C. R. Ruiz-Miranda, P. Procopio de Oliveira, B. B. Beck, A. Martins, J. M. Dietz, D. M. Rambaldi, and A. J. Baker. 2012. "The

- Golden Lion Tamarin *Leontopithecus rosalia*: A Conservation Success Story.” *International Zoo Yearbook* 46 (1): 36–45. <https://doi.org/10.1111/j.1748-1090.2012.00170.x>.
- Kremen, Claire. 2005. “Managing Ecosystem Services: What Do We Need to Know about Their Ecology?” *Ecology Letters* 8 (5): 468–479. <https://doi.org/10.1111/j.1461-0248.2005.00751.x>.
- Kress, John, George E. Schatz, Michael Andrianifahanana, and Hilary Simons Morland. 1994. “Pollination of *Ravenala madagascariensis* (*Strelitziaceae*) by Lemurs in Madagascar: Evidence for an Archaic Coevolution System?” *American Journal of Botany* 81 (5): 542–551. <https://doi.org/10.1002/j.1537-2197.1994.tb15483.x>.
- Krief, Sabrina, Philippe Berny, Francis Gumisiriza, Régine Gross, Barbara Demeneix, Jean Baptiste Fini, Colin A. Chapman, Lauren J. Chapman, Andrew Seguya, and John Wasswa. 2017. “Agricultural Expansion as Risk to Endangered Wildlife: Pesticide Exposure in Wild Chimpanzees and Baboons Displaying Facial Dysplasia.” *Science of the Total Environment* 598: 647–656. <https://doi.org/10.1016/j.scitotenv.2017.04.113>.
- Lafferty, Kevin D. 2009. “The Ecology of Climate Change and Infectious Diseases.” *Ecology* 90 (4): 888–900. doi: <https://doi.org/10.1890/08-0079.1>.
- Laurance, William F. 2015. “Emerging Threats to Tropical Forests.” *Annals of the Missouri Botanical Garden* 100 (3): 159–169. doi: <https://doi.org/10.3417/2011087>.
- Laurance, William F., Gopalasamy Reuben Clements, Sean Sloan, Christine S. O’Connell, Nathan D. Mueller, Miriam Goosem, Oscar Venter, et al. 2014. “A Global Strategy for Road Building.” *Nature* 513 (7517): 229–232. <https://doi.org/10.1038/nature13717>.
- Lebrão, Cynthia, Lana Mignone Viana Rosa, Fernanda P. Paim, Pedro M. Nassar, Hani R. El Bizri, and Felipe Ennes Silva. 2021. “Community-Based Ecotourism and Primate Watching as a Conservation Tool in the Amazon Rainforest.” *International Journal of Primatology* 42: 523–527. doi: <https://doi.org/10.1007/s10764-021-00226-2>.
- Leroy, Eric M., Pierre Rouquet, Pierre Formenty, Sandrine Souquiere, Annelisa Kilbourne, Jean-Marc Froment, Magdalena Bermejo, et al. 2004. “Multiple Ebola Virus Transmission Events and Rapid Decline of Central African Wildlife.” *Science* 303 (5656): 387–390. <https://doi.org/10.1126/science.1092528>.
- Lu, Shuaiyao, Yuan Zhao, Wenhai Yu, Yun Yang, Jiahong Gao, Junbin Wang, Dexuan Kuang, et al. 2020. “Comparison of Nonhuman Primates Identified the Suitable Model for COVID-19.” *Signal Transduction and Targeted Therapy* 5: 157. <https://doi.org/10.1038/s41392-020-00269-6>.
- Lynch Alfaro, Jessica W., José de Sousa E. Silva Jr., and Anthony B. Rylands. 2012. “How Different Are Robust and Gracile Capuchin Monkeys? An Argument for the Use of *Sapajus* and *Cebus*.” *American Journal of Primatology* 74 (4): 273–286. <https://doi.org/10.1002/ajp.22007>.
- Mace, Georgina M., Ken Norris, and Alastair H. Fitter. 2011. “Biodiversity and Ecosystem Services: A Multilayered Relationship.” *Trends in Ecology and Evolution* 27 (1): 19–26. <https://doi.org/10.1016/j.tree.2011.08.006>.
- Maekawa, Miko, Annette Lanjouw, Eugene Rutagarama, and Douglas Sharp. 2013. “Mountain Gorilla Tourism Generating Wealth and Peace in Post-Conflict Rwanda.” *Natural Resources Forum* 37 (2): 127–137. <https://doi.org/10.1111/1477-8947.12020>.
- Maldonado, Angela M., Vincent Nijman, and Simon K. Bearder. 2009. “Trade in Night Monkeys *Aotus Spp.* in the Brazil-Colombia-Peru Tri-Border Area: International Wildlife Trade Regulations Are Ineffectively Enforced.” *Endangered Species Research* 9 (2): 143–149. <https://doi.org/10.3354/esr00209>.
- McLean, Kevin A., Anne M. Trainor, Gregory P. Asner, Margaret C. Crofoot, Mariah E. Hopkins, Christina J. Campbell, Roberta E. Martin, et al. 2016. “Movement Patterns of Three Arboreal Primates in a Neotropical Moist Forest Explained by LiDAR Estimated Canopy Structure.” *Landscape Ecology* 31: 1849–1862. <https://doi.org/10.1007/s10980-016-0367-9>.
- Messenger, Ali M., Amber N. Barnes, and Gregory C. Gray. 2014. “Reverse Zoonotic Disease Transmission (Zooanthroponosis): A Systematic Review of Seldom-Documented Human Biological Threats to Animals.” *PLoS One* 9 (2): e89055. <https://doi.org/10.1371/journal.pone.0089055>.

Millennium Ecosystem Assessment. 2005. *Ecosystems and Human Well-Being: Synthesis*. Washington, DC: World Resources Institute.

Mittermeier, Russel A., Kim E. Reuter, Anthony B. Rylands, Leonardo Jerusalinsky, Christoph Schwitzer, Karen B. Strier, Jonah Ratsimbazafy, and Tatyana Humle, eds. 2022. *Primates in Peril: The World's 25 Most Endangered Primates 2022–2023*. Washington, DC: IUCN SSC Primate Specialist Group (PSG), International Primatological Society (IPS), Re:wild.

Molyneux, A., E. Hankinson, M. Kaban, M. S. Svensson, S. M. Cheyne, and V. Nijman. 2021. “Primate Selfies and Anthropozoonotic Diseases: Lack of Rule Compliance and Poor Risk Perception Threatens Orangutans.” *Folia Primatologica* 92: 296–305. <https://doi.org/10.1159/000520371>.

Muehlenbein, Michael P., Leigh A. Martinez, Andrea A. Lemke, Laurentius Ambu, Senthilvel Nathan, Sylvia Alsisto, and Rosman Sakong. 2010. “Unhealthy Travelers Present Challenges to Sustainable Primate Ecotourism.” *Travel Medicine and Infectious Disease* 8 (3): 169–175. <https://doi.org/10.1016/j.tmaid.2010.03.004>.

Nekaris, Anne-Isola, Nicola Campbell, Tim G. Coggins, E. Johanna Rode, and Vincent Nijman. 2013. “Tickled to Death: Analysing Public Perceptions of ‘Cute’ Videos of Threatened Species (Slow Loris–*Nycticebus spp.*) on Web 2.0 Sites.” *PLoS ONE* 8(7): e69215. <https://doi.org/10.1371/journal.pone.0069215>.

Norconk, Marilyn A., Sylvia Atsalis, Gregg Tully, Ana Maria Santillan, Siân Waters, Cheryl D. Knott, Stephan R. Ross, Sam Shanee, and Daniel Stiles. 2019. “Reducing the Primate Pet Trade: Actions of Primatologists.” *American Journal of Primatology* 82: e23079. <https://doi.org/10.1002/ajp.23079>.

Noss, Andrew J. 1998. “The Impacts of Cable Snare Hunting on Wildlife Populations in the Forests of the Central African Republic.” *Conservation Biology* 12 (2): 390–398.

Nunn, Charles L., and Sonia Altizer. 2006. *Infectious Diseases in Primates*. Oxford, UK: Oxford University Press.

Nunn, Charles L., and Thomas R. Gillespie. 2016. “Infectious Disease and Primate Conservation.” In *An Introduction to Primate Conservation*, edited by Serge A. Wich and Andrew J. Marshall, 157–174. Oxford, UK: Oxford University Press.

Osei-Tutu, Paul. 2017. “Taboos as Informal Institutions of Local Resource Management in Ghana: Why They Are Complied With or Not.” *Forest Policy and Economics* 85 (1): 114–123. <https://doi.org/10.1016/j.forpol.2017.09.009>.

Oude Munnink, Bas B., Reina S. Sikkema, David F. Nieuwenhuijse, Robert Jan Molenaar, Emmanuelle Munger, Richard Molenkamp, Arco van der Spek, et al. 2021. “Transmission of SARS-CoV-2 on Mink Farms Between Humans and Mink and Back to Humans.” *Science* 371 (6525): 172–177. <https://doi.org/10.1126/science.abe5901>.

Pearce, John, and Gianna Moscardo. 2015. “Social Representations of Tourist Selfies: New Challenges for Sustainable Tourism.” In *BEST EN Think Tank X, The Environment-People Nexus in Sustainable Tourism: Finding the Balance*, 59–73. BEST EN Think Tank XV, 17–21 June 2015, Skukuza, Mpumalanga, South Africa.

Pebsworth, Paula A., and Marni LaFleur. 2014. “Advancing Primate Research and Conservation through the Use of Camera Traps: Introduction to the Special Issue.” *International Journal of Primatology* 35 (5): 825–840. <https://doi.org/10.1007/s10764-014-9802-4>.

Peterson, Jeffrey V. 2017. “Primates in World Religions (Buddhism, Christianity, Hinduism, Islam).” In *The International Encyclopedia of Primatology*, edited by Agustín Fuentes, 1171–1177. Hoboken, NJ: John Wiley and Sons. <https://doi.org/10.1002/9781119179313.wbprim0122>.

Peterson, Jeffrey V., and Erin P. Riley. 2017. “Sacred Monkeys? An Ethnographic Perspective on Macaque Sacredness in Balinese Hinduism.” In *Ethnoprimatology: A Practical Guide to Research at the Human-Nonhuman Primate Interface*, edited by Kerry M. Dore, Erin P. Riley, and Agustín Fuentes, 206–218. Cambridge, UK: Cambridge University Press.

Possamai, Carla B., Fabiano Rodrigues de Melo, Sérgio Lucena Mendes, and Karen B. Strier. 2022. “Demographic Changes in an Atlantic Forest Primate Community Following a Yellow Fever Outbreak.” *American Journal of Primatology* 84 (9): e23425. <https://doi.org/10.1002/ajp.23425>.

- Reibelt, L. M., and J. Nowack. 2015. "Editorial: Community-Based Conservation in Madagascar, the 'Cure-All' Solution?" *Madagascar Conservation & Development* 10 (1): 3–5. <https://doi.org/10.4314/mcd.v10i1.S1>.
- Riley, Erin P. 2020. *The Promise of Contemporary Primatology*. New York: Routledge.
- Rimbach, Rebecca, Andrés Link, Andrés Montes-Rojas, Anthony Di Fiore, Michael Heistermann, and Eckhard W. Heymann. 2014. "Behavioral and Physiological Responses to Fruit Availability of Spider Monkeys Ranging in a Small Forest Fragment." *American Journal of Primatology* 76 (11): 1049–1061. <https://doi.org/10.1002/ajp.22292>.
- Robbins, Martha M., Markye Gray, Katie A. Fawcett, Felicia B. Nutter, Prosper Uwingeli, Innocent Mburanumwe, Edwin Kagoda, et al. 2011. "Extreme Conservation Leads to Recovery of the Virunga Mountain Gorillas." *PLoS ONE* 6 (6): e19788. <https://doi.org/10.1371/journal.pone.0019788>.
- Roncal, Carla Mere, Mark Bowler, and Michael P. Gilmore. 2018. "The Ethnoprimateology of the Majjuna of the Peruvian Amazon and Implications for Primate Conservation." *Journal of Ethnobiology and Ethnomedicine* 14 (19). <https://doi.org/10.1186/s13002-018-0207-x>.
- Russo, Sabrina E. 2017. "Seed Dispersal." In *The International Encyclopedia of Primatology*, edited by Agustín Fuentes, 1265–1269. Hoboken, NJ: John Wiley and Sons.
- Russo, Sabrina, and Colin Chapman. 2011. "Primate Seed Dispersal: Linking Behavioral Ecology with Forest Community Structure." In *Primates in Perspective*, edited by Christina Campbell, Agustín Fuentes, Katherine McKinnon, Simon Bearder, and Rebecca Stumpf, 523–534. New York: Oxford University Press.
- Rutz, Christian, Matthias-Claudio Loretto, Amanda E. Bates, Sarah C. Davidson, Carlos M. Duarte, Walter Jetz, Mark Johnson, et al. 2020. "COVID-19 Lockdown Allows Researchers to Quantify Effects of Human Activity on Wildlife." *Nature Ecology & Evolution* 4: 1156–1159. <https://doi.org/10.1038/s41559-020-1237-z>.
- Rylands, Anthony B., and Russell A. Mittermeier. 2014. "Primate Taxonomy: Species and Conservation." *Evolutionary Anthropology* 23 (1): 8–10. <https://doi.org/10.1002/evan.21387>.
- Scales, I. R. 2014. "The Future of Biodiversity Conservation and Environmental Management in Madagascar: Lessons from the Past and Challenges Ahead." In *Conservation and Environmental Management in Madagascar*, edited by I. R. Scales, 342–360. London: Routledge.
- Schaffner, Colleen M., Luisa Rebecchini, Gabriel Ramos-Fernandez, Laura G. Vick, and Filippo Aureli. 2012. "Spider Monkeys (*Ateles geoffroyi yucatanensis*) Cope with the Negative Consequences of Hurricanes Through Changes in Diet, Activity Budget, and Fission-Fusion Dynamics." *International Journal of Primatology* 33: 922–936. <https://doi.org/10.1007/s10764-012-9621-4>.
- Schloss, Carrie A., Tristan A. Nuñez, and Joshua J. Lawler. 2012. "Dispersal Will Limit Ability of Mammals to Track Climate Change in the Western Hemisphere." *PNAS* 109 (22): 8606–8611. <https://doi.org/10.1073/pnas.1116791109>.
- Sechrest, W., Thomas M. Brooks, Gustavo A. B. da Fonseca, William R. Konstant, Russel A. Mittermeier, Andy Purvis, Anthony B. Rylands, and John L. Gittleman. 2002. "Hot Spots and the Conservation of Evolutionary History." *Proceedings of the National Academy of Sciences* 99 (4): 2067–2071. <https://doi.org/10.1073/pnas.251680798>.
- Shanee, Noga, A. Patricia Mendoza, and Sam Shanee. 2017. "Diagnostic Overview of the Illegal Trade in Primates and Law Enforcement in Peru." *American Journal of Primatology* 79 (11): 1–12. <https://doi.org/10.1002/ajp.22516>.
- Shanee, N., S. Shanee, and A. M. Maldonado. 2007. "Conservation Assessment and Planning for the Yellow-Tailed Woolly Monkey (*Oreonax flavicauda*) in Peru." *Wildlife Biology in Practice* 3 (2): 73–82. <https://doi.org/10.2461/wbp.2007.3.9>.
- Sicotte, Pascale. 2017. "Social Taboos." In *The International Encyclopedia of Primatology*, edited by Agustín Fuentes, 1319–1321. Hoboken, NJ: John Wiley and Sons. <https://doi.org/10.1002/9781119179313.wbprim0117>.

- Spenceley, Anna, Straton Habyalimana, Ritah Tusabe, and Donnah Mariza. 2010. "Benefits to the Poor from Gorilla Tourism in Rwanda." *Development Southern Africa* 27 (5): 647–662. <https://doi.org/10.1080/0376835X.2010.522828>.
- Sponsel, Leslie E. 1997. "The Human Niche in Amazonia: Explorations in Ethnoprimatology." In *New World Primates: Ecology, Evolution, and Behavior*, edited by W. Kinzey, 143–165. New York: Aldine de Gruyter.
- Stammes, Marieke A., Ji Hyun Lee, Lisette Meijer, Thibaut Naninck, Lara A. Doyle-Meyers, Alexander G. White, H. Jacob Borish, et al. 2021. "Medical Imaging of Pulmonary Disease in SARS-CoV-2-Exposed Non-human Primates." *Trends in Molecular Medicine* 28 (2): 123–142. <https://doi.org/10.1016/j.molmed.2021.12.001>.
- Steinweg, Tim, Barbara Kuepper, and Gabriel Thoumi. 2016. *Economic Drivers of Deforestation*. Washington, DC: Chain Reaction Research. Accessed March 12, 2023. <http://chainreactionresearch.com/wp-content/uploads/2016/08/economic-drivers-of-deforestation-crr-160803-final1.pdf>.
- Strier, Karen B. 1994. "Myth of the Typical Primate." *American Journal of Physical Anthropology* 37 (S19): 233–271. <https://doi.org/10.1002/ajpa.13303700609>.
- Strier, Karen B. 2003. "Primate Comes of Age: 2002 AAPA Luncheon Address." *Yearbook of Physical Anthropology* 46: 2–13.
- Strier, Karen B. 2010. "Long-term Field Studies: Positive Impacts and Unintended Consequences." *American Journal of Primatology* 72 (9): 772–778. <https://doi.org/10.1002/ajp.20830>.
- Strier, Karen B. 2011a. "Conservation." In *Primates in Perspective*, edited by Christina Campbell, Agustín Fuentes, Katherine C. MacKinnon, Simon K. Bearder, and Rebecca M. Stumpf, 664–675. New York: Oxford University Press.
- Strier, Karen B. 2011b. "Why Anthropology Needs Primatology." *General Anthropology* 18 (1): 1–8.
- Strier, Karen B. 2017. *Primate Behavioral Ecology: Fifth Edition*. New York: Routledge.
- Strier, Karen B. 2018a. "Primate Social Behavior." *American Journal of Physical Anthropology* 165 (4): 801–812.
- Strier, Karen B. 2018b. "What Climate Change Means for Primates and Primatology." Paper presented at the 87th Annual Meeting of American Association of Physical Anthropologists, Austin, Texas, April 11–14, 2018.
- Strier, Karen B. 2021a. "The Limits of Resilience." *Primates* 62: 861–868. <https://doi.org/10.1007/s10329-021-00953-3>.
- Strier, Karen B. 2021b. *Primate Behavioral Ecology*. 6th ed. New York: Routledge.
- Strier, Karen B., and Jean Philippe Boubli. 2006. "A History of Long-term Research and Conservation of Northern Muriquis (*Brachyteles hypoxanthus*) at the Estação Biológica de Caratinga/RPPN-FMA." *Primate Conservation* 20: 53–63. <https://doi.org/10.1896/0898-6207.20.1.53>.
- Strier, Karen B., and Sérgio L. Mendes. 2012. "The Northern Muriqui (*Brachyteles hypoxanthus*): Lessons on Behavioral Plasticity and Population Dynamics from a Critically Endangered Species." In *Long-term Field Studies of Primates*, edited by Peter M. Kappeler and David P. Watts, 125–140. Berlin, Heidelberg: Springer.
- Strier, Karen B., Carla B. Possamai, Fernanda P. Tabacow, Alcides Pissinatti, Andre M. Lanna, Fabiano Rodrigues de Melo, Leandro Moreira, et al. 2017. "Demographic Monitoring of Wild Muriqui Populations: Criteria for Defining Priority Areas and Monitoring Intensity." *PLoS ONE* 12 (12): e0188922. <https://doi.org/10.1371/journal.pone.0188922>.
- Strum, Shirley C., and Linda M. Fedigan. 1999. "Theory, Method, Gender, and Culture: What Changed Our Views of Primate Society." In *The New Physical Anthropology: Science, Humanism, and Critical Reflection*, edited by S. C. Strum, D. G. Lindburg, and D. A. Hamburg, 67–105. New Jersey: Prentice Hall.

- Tarara, R., M. A. Suleman, R. Sapolsky, M. J. Wabomba, and J. G. Else. 1985. "Tuberculosis in Wild Olive Baboons (*Papio cynocephalus anubis*) in Kenya." *Journal of Wildlife Diseases* 21 (2): 137–140. <https://doi.org/10.7589/0090-3558-21.2.137>.
- Terborgh, J. 1983. *Five New World Primates: A Study in Comparative Ecology*. Princeton: Princeton University Press.
- Tumusiime, David Mwesigye, Gerald Eilu, Mnason Tweheyo, Mnason Tweheyo, and Fred Babweteera. 2010. "Wildlife Snaring in Budongo Forest Reserve, Uganda." *Human Dimensions of Wildlife* 15 (2): 129–144. <https://doi.org/10.1080/10871200903493899>.
- Tyukavina, Alexandra, Matthew C. Hansen, Peter V. Potapov, Stephen V. Stehman, Kevin Smith-Rodriguez, Chima Okpa, and Ricardo Aguilar. 2017. "Types and Rates of Forest Disturbance in Brazilian Legal Amazon, 2000–2013." *Science Advances* 3 (4): 1–16. <https://doi.org/10.1126/sciadv.1601047>.
- UN Population Division. 2017. "World Population Prospects: The 2017 Revision." Accessed January 2, 2019. [https://esa.un.org/unpd/wpp/publications/files/wpp2017\\_keyfindings.pdf](https://esa.un.org/unpd/wpp/publications/files/wpp2017_keyfindings.pdf).
- USDA [United States Department of Agriculture]. 2021. "Confirmation of COVID-19 in Gorillas at California Zoo." *Animal and Plant Health Inspection Service* website. Accessed June 15, 2022. [https://www.aphis.usda.gov/aphis/newsroom/stakeholder-info/sa\\_by\\_date/sa-2021/sa-01/ca-gorillas-sars-cov-2](https://www.aphis.usda.gov/aphis/newsroom/stakeholder-info/sa_by_date/sa-2021/sa-01/ca-gorillas-sars-cov-2).
- Velankar, Avadhoot D., Honnavalli N. Kumara, Arijit Pal, Partha Sarathi Mishra, and Mewa Singh. 2016. "Population Recovery of Nicobar Long-tailed Macaque *Macaca fascicularis umbrosus* following a Tsunami in the Nicobar Islands, India." *PLoS ONE* 11(2): e0148205. <https://doi.org/10.1371/journal.pone.0148205>.
- Wallis, Janette, and D. Rick Lee. 1999. "Primate Conservation: The Prevention of Disease Transmission." *International Journal of Primatology* 20 (6): 803–826. <https://doi.org/10.1023/A:1020879700286>.
- Wang, Chengliang, Xiaowei Wang, Xiaoguang Qi, Songtao Guo, Haitao Zhao, Wei Wei, and Baoguo Li. 2014. "Influence of Human Activities on the Historical and Current Distribution of Sichuan Snub-Nosed Monkeys in the Qinling Mountains, China." *Folia Primatologica* 85 (6): 343–357.
- Washburn, Sherwood L. 1951. "Section of Anthropology: The New Physical Anthropology." *Transactions of the New York Academy of Sciences* 13 (7): 298–304.
- Washburn, Sherwood L. 1973. "The Promise of Primatology." *American Journal of Physical Anthropology* 38 (2): 177–182.
- Wheatley, Bruce P. 1999. *The Sacred Monkeys of Bali*. New York: Waveland.

## Acknowledgments

We are grateful to the University of Wisconsin–Madison for the various sources of funding that enabled us to write this Appendix, including Teaching Assistantships from the department of Integrative Biology (to JBK) and a Vilas Research Professorship (to KBS). We are grateful to A.J. Hardy for their significant contributions to the previous addition of this appendix, Irene Duch Latorre for her photograph and helpful additions, and to Kadie Callingham and Danhe Yang for the use of their photographs. We thank the editors of this volume for inviting our contribution and for the helpful comments that they and anonymous reviewers provided.

## Image Descriptions

**Figure B.1:** In 1750 the world population was less than 1 billion. 1950 marks a point in which all regions of the world begin to rapidly accelerate population growth. Global populations are projected to approach 11 billion people by 2100. At this time, it is projected that the majority of the population will live in Asia, followed by Africa, North America, Europe, South America and Oceania. Populations in Asian and African will both far exceed those in all other regions of the world combined.

**Figure B.2:** Global distribution of primates and their main threats within the four major primate regions.

1. There are a total of 162 primate species in Central and South America, of which 65 are threatened. These primates are threatened by 1. logging and wood harvesting, 2. annual and perennial non-timber crops, 3. hunting and collecting terrestrial animals, 4. livestock farming and ranching, and 5. wood and pulp plantations.
2. There are a total of 106 primate species in Africa, of which 54 are threatened. These primates are threatened by 1. annual and perennial non-timber crops, 2. hunting and collecting terrestrial animals, 3. logging and wood harvesting, 4. livestock farming and ranching, wood and pulp plantations, and gathering terrestrial plants.
3. There are a total of 107 primate species on Madagascar, of which 103 are threatened. These primates are threatened by 1. annual and perennial non-timber crops, 2. hunting and collecting terrestrial animals, 3. logging and wood harvesting, 4. livestock farming and ranching, 5. gathering terrestrial plants, and 6. wood and pulp plantations.
4. There are a total of 116 primate species in Asia, of which 97 are threatened. These primates are threatened by 1. hunting and collecting terrestrial animals, 2. annual and perennial non-timber crops, 3. logging and wood harvesting, 4. livestock farming and ranching, and 5. gathering terrestrial plants.

**Figure B.13:** A word diagram illustrates the extinction vortex. Threats and pressures such as hunting, habitat loss, environmental variability, and catastrophic events can directly decrease the population size of primates. Small populations can trigger the extinction vortex, a cascade of events that exacerbate problems, can prevent recovery, resulting in extinction. For example, small population size increases demographic stochasticity, inbreeding, and random genetic drift. All of these can lead to further problems such as loss of genetic variability, reduction of individual fitness and population adaptability, higher mortality, and lower reproduction. Ultimately all these problems result in ever smaller populations.